

District

CANADA: YOUR MOST IMPORTANT TRADE AND INVESTMENT PARTNER

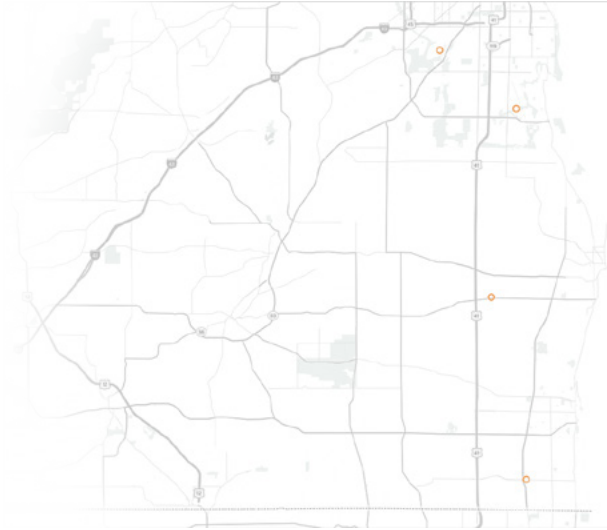
Annual value of goods & services exports to Canada from Wisconsin's 1st Congressional District:

\$933 million

2,477 JOBS IN DISTRICT 1 ARE SUPPORTED BY 18 CANADIAN-OWNED COMPANIES

TOP 3 CANADIAN-OWNED EMPLOYERS IN DISTRICT 1:

- 1. BRP: 1,579 jobs
- 2. BMO Harris Bank: 407 jobs
- 3. Creation Technologies: 350 jobs




\$133 million
in machinery exports to Canada



\$76 million
in cleaning product exports to Canada



\$61 million
in appliance exports to Canada



\$61 million
in pharmaceutical exports to Canada

Canada shares more than a long border with the United States – our two countries participate in joint stewardship of immense national resources, a shared commitment to principled democracy and a long history of military co-operation. Over 200 million people and billions of dollars of goods and services cross the Canada-US border every year, helping to maintain the economic prosperity, security, and quality of life for the people in both countries. This

relationship of free and fair trade boosts economic growth and creates jobs for thousands of households in Wisconsin and millions more across the country. As voters on both sides of the border increase pressure on lawmakers to tackle imbalanced trading practices, it is important that policies targeting unfair traders don't inadvertently harm the mutually beneficial trade ties between Canada and the United States.

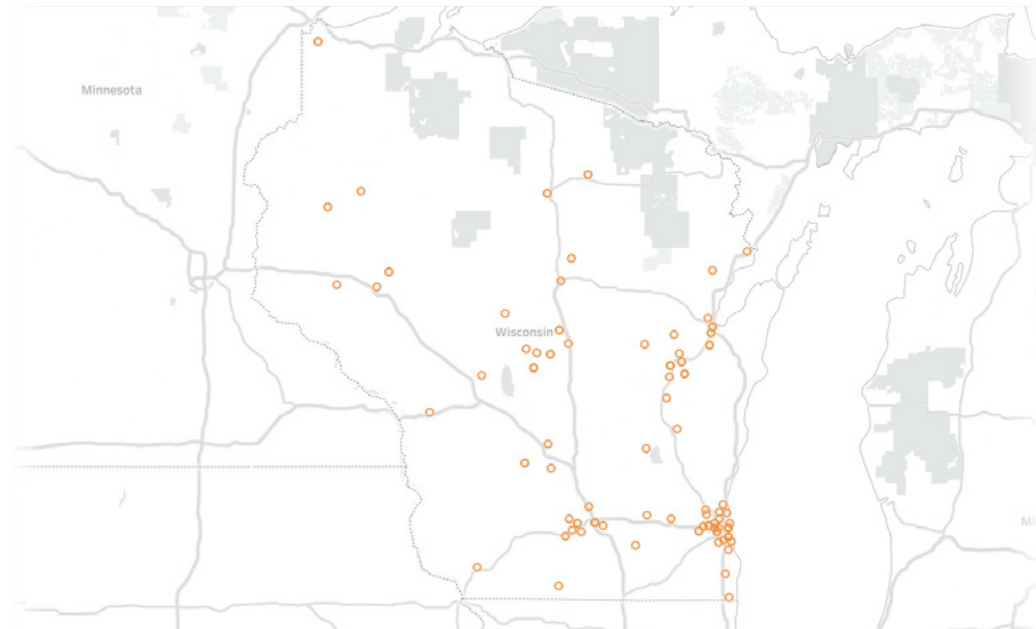
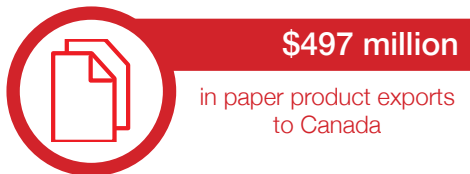
SOURCE: The Trade Partnership, Uniworld Online, and Dun & Bradstreet. Value of exports in USD. Based on most recent available data - goods exports: 2016, services exports: 2015. Map © OpenStreetMap contributors.



THE WISCONSIN-CANADA PARTNERSHIP

Annual value of Wisconsin's goods & services exports to Canada:

\$7.1 billion



158,000

JOB IN WISCONSIN DEPEND ON CANADA-U.S. TRADE AND INVESTMENT

TOP 3 CANADIAN-OWNED EMPLOYERS IN WISCONSIN:

1. BMO Harris Bank: 6,022 jobs
2. McCain Foods: 3,450 jobs
3. Saputo: 1,693 jobs

SOURCE: The Trade Partnership, Uniworld Online, Dun & Bradstreet and the Government of Canada. Value of exports in USD. Based on most recent available data - goods exports: 2016, services exports: 2015. Map © OpenStreetMap contributors.