



3 District

CANADA: YOUR MOST IMPORTANT TRADE AND INVESTMENT PARTNER

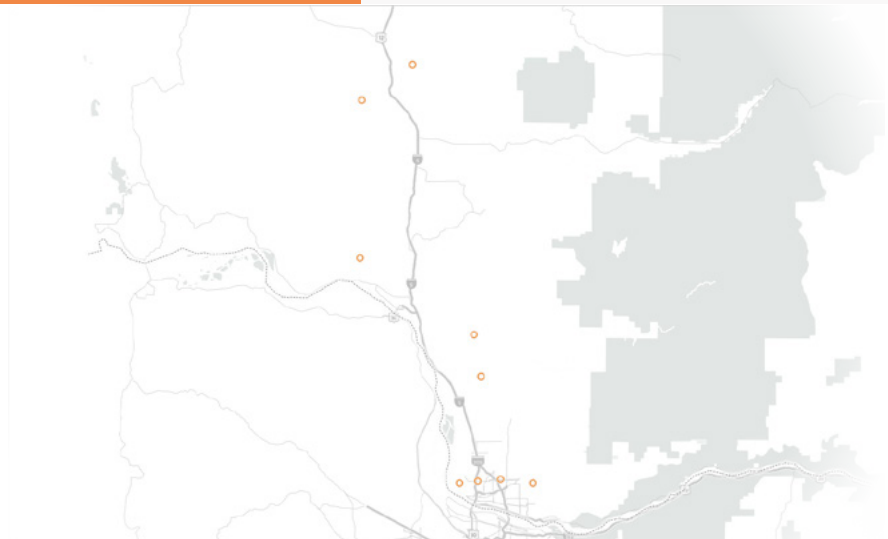
Annual value of goods & services exports to Canada from Washington's 3rd Congressional District:

\$676 million

17,594 JOBS IN DISTRICT 3 ARE SUPPORTED BY 38 CANADIAN-OWNED COMPANIES

TOP 3 CANADIAN-OWNED EMPLOYERS IN DISTRICT 3:

1. Waste Connections: 15,164 jobs
2. TransAlta: 1,344 jobs
3. Canam Steel: 200 jobs



Canada shares more than a long border with the United States – our two countries participate in joint stewardship of immense national resources, a shared commitment to principled democracy and a long history of military co-operation. Over 200 million people and billions of dollars of goods and services cross the Canada-US border every year, helping to maintain the economic prosperity, security, and quality of life for the people in both countries. This

relationship of free and fair trade boosts economic growth and creates jobs for thousands of households in Washington and millions more across the country. As voters on both sides of the border increase pressure on lawmakers to tackle imbalanced trading practices, it is important that policies targeting unfair traders don't inadvertently harm the mutually beneficial trade ties between Canada and the United States.


SOURCE: The Trade Partnership, Uniworld Online, and Dun & Bradstreet. Value of exports in USD. Based on most recent available data - goods exports: 2016, services exports: 2015. Map © OpenStreetMap contributors.



THE WASHINGTON-CANADA PARTNERSHIP

Annual value of Washington's goods & services exports to Canada:

\$8.8 billion



\$914 million

in aerospace product exports to Canada



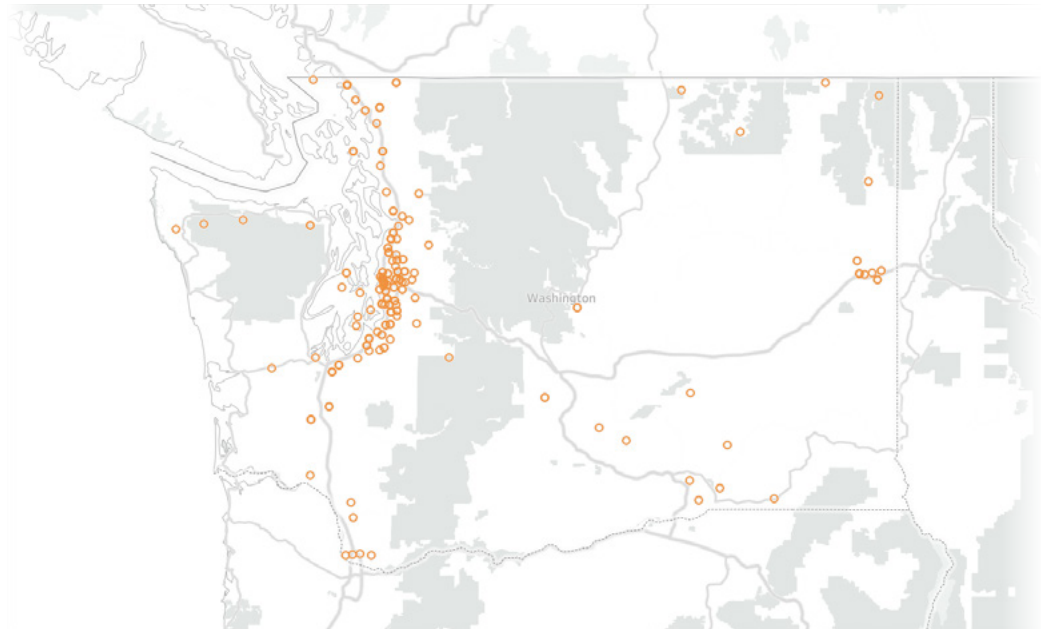
\$889 million

in petroleum exports to Canada



\$425 million

in fruit and nut exports to Canada



223,300

JOB IN WASHINGTON DEPEND ON CANADA-U.S. TRADE AND INVESTMENT

TOP 3 CANADIAN-OWNED EMPLOYERS IN WASHINGTON:

1. Waste Connections: 15,380 jobs
2. SNC-Lavalin: 4,000 jobs
3. McKinstry FMS: 1,800 jobs