



CANADA: YOUR MOST IMPORTANT TRADE AND INVESTMENT PARTNER

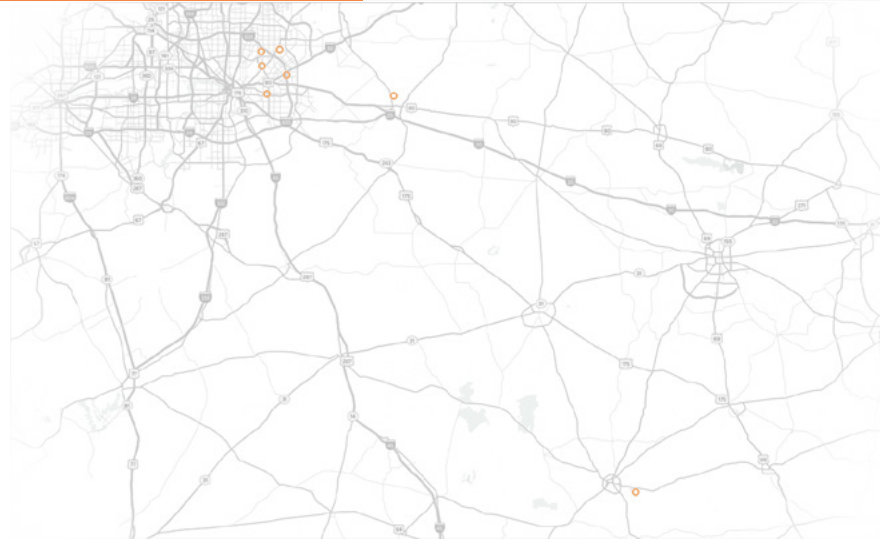
Annual value of goods & services exports to Canada from Texas' 5th Congressional District:

\$416 million

315 JOBS IN DISTRICT 5 ARE SUPPORTED BY 14 CANADIAN-OWNED COMPANIES

TOP 3 CANADIAN-OWNED EMPLOYERS IN DISTRICT 5:

1. JELD-WEN: 100 jobs
2. Progressive Waste Solutions: 68 jobs
3. ResCare: 40 jobs



\$24 million
in navigation and measuring instrument exports to Canada


\$23 million
in communications equipment exports to Canada

\$23 million
in medical equipment and supply exports to Canada

\$22 million
in cleaning product exports to Canada

Canada shares more than a long border with the United States – our two countries participate in joint stewardship of immense national resources, a shared commitment to principled democracy and a long history of military co-operation. Over 200 million people and billions of dollars of goods and services cross the Canada-US border every year, helping to maintain the economic prosperity, security, and quality of life for the people in both countries. This

relationship of free and fair trade boosts economic growth and creates jobs for thousands of households in Texas and millions more across the country. As voters on both sides of the border increase pressure on lawmakers to tackle imbalanced trading practices, it is important that policies targeting unfair traders don't inadvertently harm the mutually beneficial trade ties between Canada and the United States.



THE TEXAS-CANADA PARTNERSHIP

Annual value of Texas' goods & services exports to Canada:

\$24.1 billion



\$2.1 billion

in petroleum and coal exports to Canada



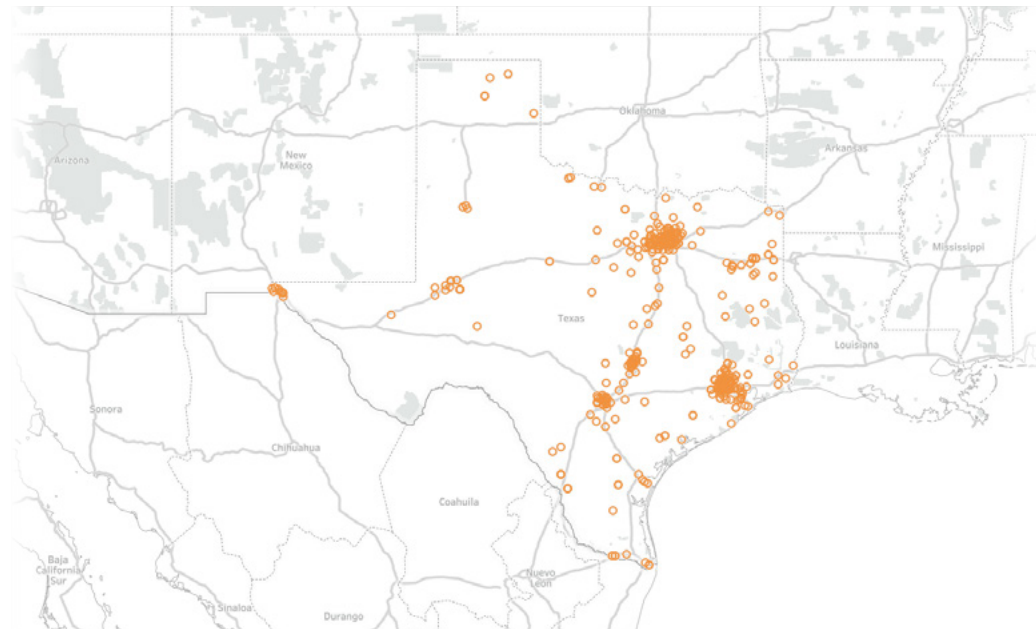
\$1.9 billion

in plastic exports to Canada



\$1.3 billion

in oil and gas exports to Canada



459,700

JOBS IN TEXAS DEPEND ON CANADA-U.S. TRADE AND INVESTMENT

TOP 3 CANADIAN-OWNED EMPLOYERS IN TEXAS:

1. Precision Drilling: 2,980 jobs
2. Transcanada PipeLines: 1,782 jobs
3. Trimac Transportation: 1,500 jobs

SOURCE: The Trade Partnership, Uniworld Online, Dun & Bradstreet and the Government of Canada. Value of exports in USD. Based on most recent available data - goods exports: 2016, services exports: 2015. Map © OpenStreetMap contributors.