



# 12

District

## CANADA: YOUR MOST IMPORTANT TRADE AND INVESTMENT PARTNER

Annual value of goods & services exports to Canada from Pennsylvania's 12th Congressional District:

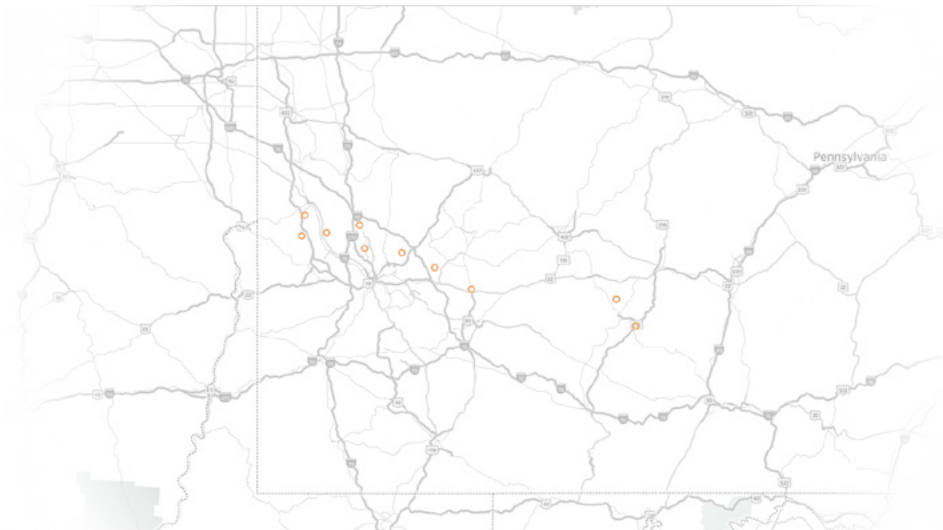
**\$738 million**

**695**

JOB IN DISTRICT 12 ARE SUPPORTED BY 25 CANADIAN-OWNED COMPANIES

### TOP 3 CANADIAN-OWNED EMPLOYERS IN DISTRICT 12:

1. Milliken Millwork: 128 jobs
2. Mincorp Acquisition Corp: 100 jobs
3. PBS Coals: 90 jobs



**\$140 million**

in computer equipment exports to Canada



**\$109 million**

in metal exports to Canada



**\$36 million**

in chemical exports to Canada




**\$32 million**

in energy product exports to Canada

Canada shares more than a long border with the United States – our two countries participate in joint stewardship of immense national resources, a shared commitment to principled democracy and a long history of military co-operation. Over 200 million people and billions of dollars of goods and services cross the Canada-US border every year, helping to maintain the economic prosperity, security, and quality of life for the people in both countries. This

relationship of free and fair trade boosts economic growth and creates jobs for thousands of households in Pennsylvania and millions more across the country. As voters on both sides of the border increase pressure on lawmakers to tackle imbalanced trading practices, it is important that policies targeting unfair traders don't inadvertently harm the mutually beneficial trade ties between Canada and the United States.

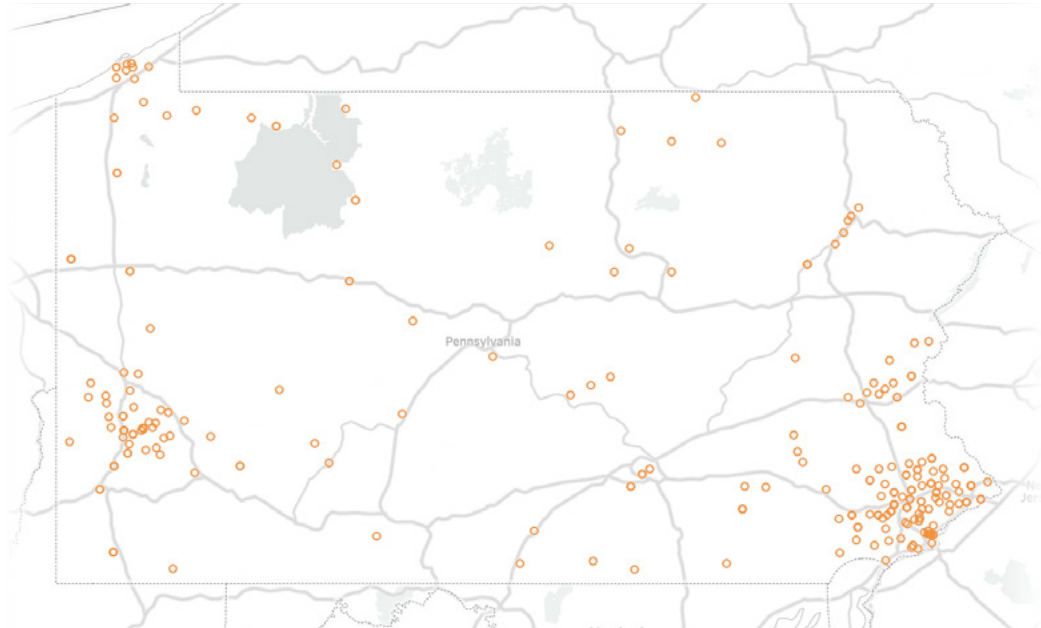
SOURCE: The Trade Partnership, Uniworld Online, and Dun & Bradstreet. Value of exports in USD. Based on most recent available data - goods exports: 2016, services exports: 2015. Map © OpenStreetMap contributors.



# THE PENNSYLVANIA-CANADA PARTNERSHIP

Annual value of Pennsylvania's goods & services exports to Canada:

**\$11.7 billion**



**346,600**  
JOBS IN PENNSYLVANIA  
DEPEND ON CANADA-U.S.  
TRADE AND INVESTMENT

- TOP 3 CANADIAN-OWNED EMPLOYERS IN PENNSYLVANIA:**
1. Stantec: 1,553 jobs
  2. Bombardier Transportation: 1,506 jobs
  3. TD Bank: 1,314 jobs

SOURCE: The Trade Partnership, Uniworld Online, Dun & Bradstreet and the Government of Canada. Value of exports in USD. Based on most recent available data - goods exports: 2016, services exports: 2015. Map © OpenStreetMap contributors.