



# 5 District

## CANADA: YOUR MOST IMPORTANT TRADE AND INVESTMENT PARTNER

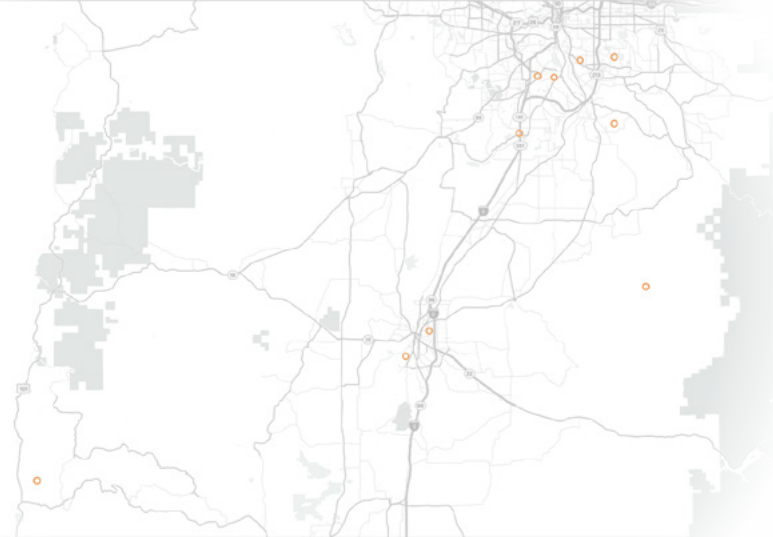
Annual value of goods & services exports to Canada from Oregon's 5th Congressional District:

**\$425 million**

**1,665** JOBS IN DISTRICT 5 ARE SUPPORTED BY 24 CANADIAN-OWNED COMPANIES

### TOP 3 CANADIAN-OWNED EMPLOYERS IN DISTRICT 5:

1. AFA Forest Products: 600 jobs
2. Interfor: 160 jobs
3. Slayden Constructors Inc: 130 jobs




**\$111 million**  
in food product exports to Canada



**\$64 million**  
in machinery exports to Canada



**\$22 million**  
in computer equipment exports to Canada



**\$18 million**  
in electrical equipment exports to Canada

Canada shares more than a long border with the United States – our two countries participate in joint stewardship of immense national resources, a shared commitment to principled democracy and a long history of military co-operation. Over 200 million people and billions of dollars of goods and services cross the Canada-US border every year, helping to maintain the economic prosperity, security, and quality of life for the people in both countries. This

relationship of free and fair trade boosts economic growth and creates jobs for thousands of households in Oregon and millions more across the country. As voters on both sides of the border increase pressure on lawmakers to tackle imbalanced trading practices, it is important that policies targeting unfair traders don't inadvertently harm the mutually beneficial trade ties between Canada and the United States.

SOURCE: The Trade Partnership, Uniworld Online, and Dun & Bradstreet. Value of exports in USD. Based on most recent available data - goods exports: 2016, services exports: 2015. Map © OpenStreetMap contributors.



# THE OREGON-CANADA PARTNERSHIP

Annual value of Oregon's goods & services exports to Canada:

**\$2.7 billion**




**\$349 million**

in machinery exports to Canada



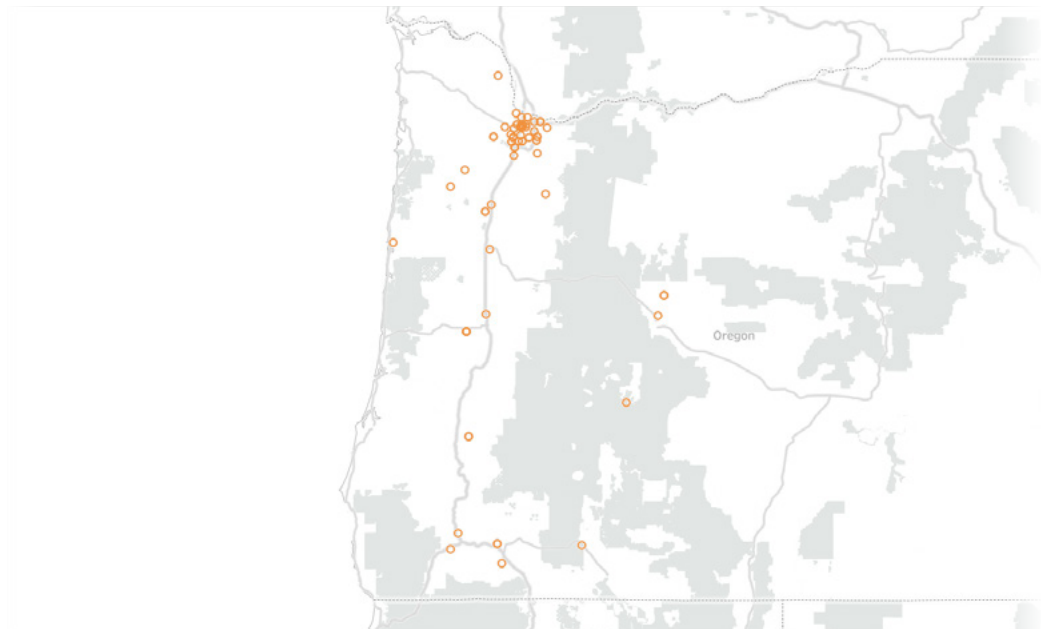
**\$253 million**

in food product exports to Canada



**\$237 million**

in wood product exports to Canada



**98,100**

JOB IN OREGON DEPEND ON CANADA-U.S. TRADE AND INVESTMENT

**TOP 3 CANADIAN-OWNED EMPLOYERS IN OREGON:**

- 1. JELD-WEN: 1,687 jobs
- 2. AFA Forest Products: 600 jobs
- 3. D&H USA: 447 jobs

SOURCE: The Trade Partnership, Uniworld Online, Dun & Bradstreet and the Government of Canada. Value of exports in USD. Based on most recent available data - goods exports: 2016, services exports: 2015. Map © OpenStreetMap contributors.