

3 District

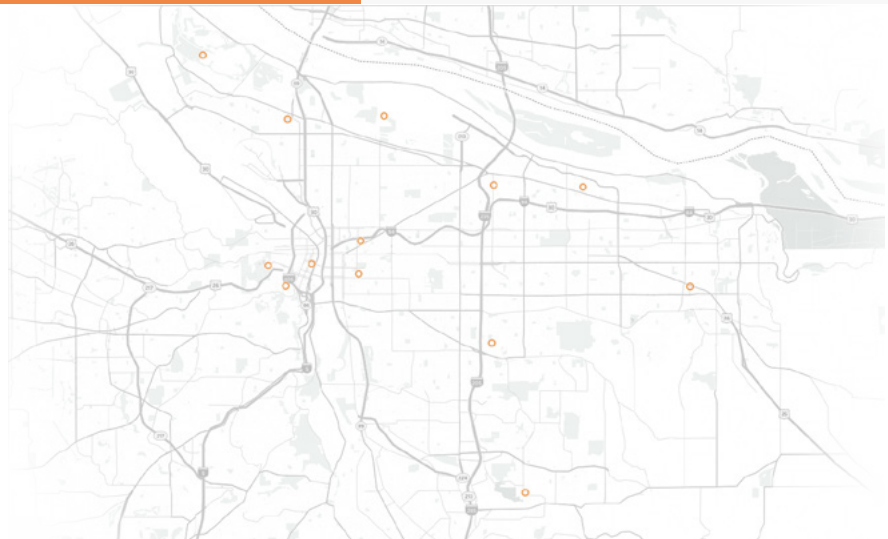
CANADA: YOUR MOST IMPORTANT TRADE AND INVESTMENT PARTNER

Annual value of goods & services exports to Canada from Oregon's 3rd Congressional District:

\$616 million

2,073 JOBS IN DISTRICT 3 ARE SUPPORTED BY 47 CANADIAN-OWNED COMPANIES

TOP 3 CANADIAN-OWNED EMPLOYERS IN DISTRICT 3:
1. D&H USA: 447 jobs
2. Celestica: 350 jobs
3. Rodda Paint Co: 133 jobs



\$138 million
in metal exports to Canada

\$75 million
in petroleum and coal exports to Canada

\$31 million
in aerospace product exports to Canada

\$26 million
in rubber product exports to Canada

Canada shares more than a long border with the United States – our two countries participate in joint stewardship of immense national resources, a shared commitment to principled democracy and a long history of military co-operation. Over 200 million people and billions of dollars of goods and services cross the Canada-US border every year, helping to maintain the economic prosperity, security, and quality of life for the people in both countries. This

relationship of free and fair trade boosts economic growth and creates jobs for thousands of households in Oregon and millions more across the country. As voters on both sides of the border increase pressure on lawmakers to tackle imbalanced trading practices, it is important that policies targeting unfair traders don't inadvertently harm the mutually beneficial trade ties between Canada and the United States.

SOURCE: The Trade Partnership, Uniworld Online, and Dun & Bradstreet. Value of exports in USD. Based on most recent available data - goods exports: 2016, services exports: 2015. Map © OpenStreetMap contributors.



THE OREGON-CANADA PARTNERSHIP

Annual value of Oregon's goods & services exports to Canada:

\$2.7 billion




\$349 million

in machinery exports to Canada



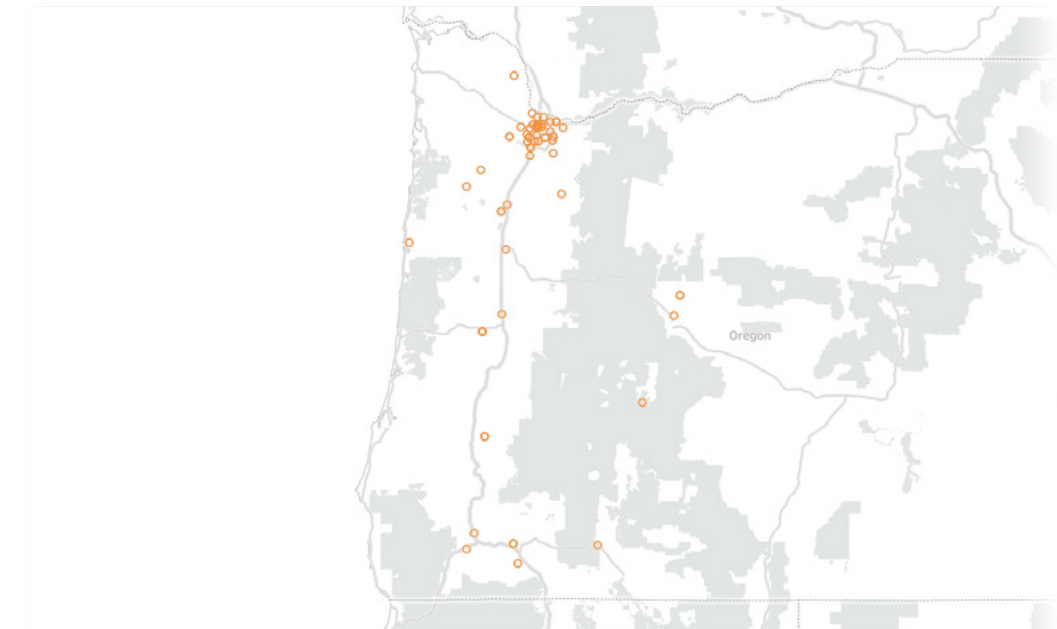
\$253 million

in food product exports to Canada



\$237 million

in wood product exports to Canada



98,100

JOB IN OREGON DEPEND ON CANADA-U.S. TRADE AND INVESTMENT

TOP 3 CANADIAN-OWNED EMPLOYERS IN OREGON:

1. JELD-WEN: 1,687 jobs
2. AFA Forest Products: 600 jobs
3. D&H USA: 447 jobs

SOURCE: The Trade Partnership, Uniworld Online, Dun & Bradstreet and the Government of Canada. Value of exports in USD. Based on most recent available data - goods exports: 2016, services exports: 2015. Map © OpenStreetMap contributors.