

15

District

CANADA: YOUR MOST IMPORTANT TRADE AND INVESTMENT PARTNER

Annual value of goods & services exports to Canada from Ohio's 15th Congressional District:

\$836 million



\$362 million

in motor vehicle and part exports to Canada



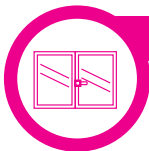
\$70 million

in resin and synthetic fiber exports to Canada



\$41 million

in metal exports to Canada



\$32 million

in glass exports to Canada

771

JOBS IN DISTRICT 15 ARE SUPPORTED BY 23 CANADIAN-OWNED COMPANIES

TOP 3 CANADIAN-OWNED EMPLOYERS IN DISTRICT 15:

1. Stantec: 252 jobs
2. Columbia Energy: 126 jobs
3. Dairy Mart: 85 jobs



Canada shares more than a long border with the United States – our two countries participate in joint stewardship of immense national resources, a shared commitment to principled democracy and a long history of military co-operation. Over 200 million people and billions of dollars of goods and services cross the Canada-US border every year, helping to maintain the economic prosperity, security, and quality of life for the people in both countries. This

relationship of free and fair trade boosts economic growth and creates jobs for thousands of households in Ohio and millions more across the country. As voters on both sides of the border increase pressure on lawmakers to tackle imbalanced trading practices, it is important that policies targeting unfair traders don't inadvertently harm the mutually beneficial trade ties between Canada and the United States.



THE OHIO-CANADA PARTNERSHIP


Annual value of Ohio's goods & services exports to Canada:

\$20.2 billion



\$3.9 billion

in motor vehicle and part exports to Canada



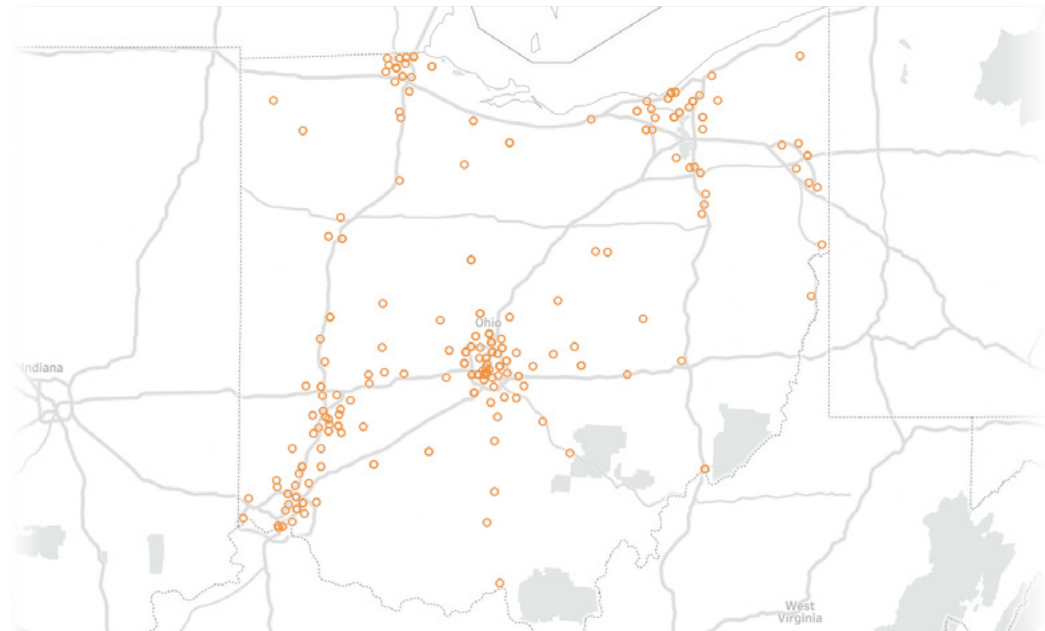
\$1.8 billion

in engine and turbine exports to Canada



\$1.0 billion

in plastic exports to Canada



308,700

JOB IN OHIO DEPEND ON CANADA-U.S. TRADE AND INVESTMENT

TOP 3 CANADIAN-OWNED EMPLOYERS IN OHIO:

1. Resolute Forest Products: 1,796 jobs
2. Dairy Mart: 1,393 jobs
3. ResCare: 1,173 jobs