

20 District

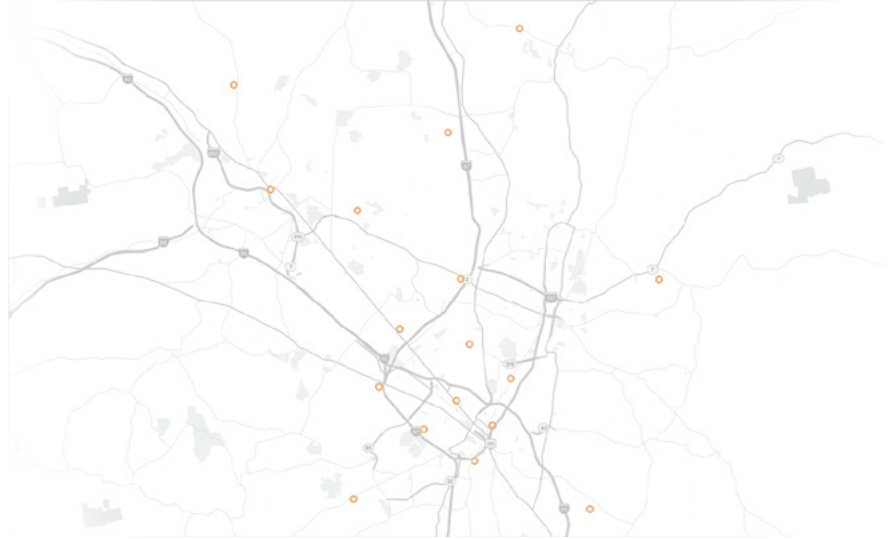
CANADA: YOUR MOST IMPORTANT TRADE AND INVESTMENT PARTNER

Annual value of goods & services exports to Canada from New York's 20th Congressional District:

\$667 million

2,268 JOBS IN DISTRICT 20 ARE SUPPORTED BY 47 CANADIAN-OWNED COMPANIES

- TOP 3 CANADIAN-OWNED EMPLOYERS IN DISTRICT 20:**
1. Delaware & Hudson Railway: 700 jobs
 2. Cascades Tissue: 470 jobs
 3. Norampac Thompson Inc: 120 jobs




\$123 million
in resin and synthetic fiber exports to Canada



\$72 million
in engine and turbine exports to Canada



\$53 million
in wood product exports to Canada



\$29 million
in cleaning product exports to Canada

Canada shares more than a long border with the United States – our two countries participate in joint stewardship of immense national resources, a shared commitment to principled democracy and a long history of military co-operation. Over 200 million people and billions of dollars of goods and services cross the Canada-US border every year, helping to maintain the economic prosperity, security, and quality of life for the people in both countries. This

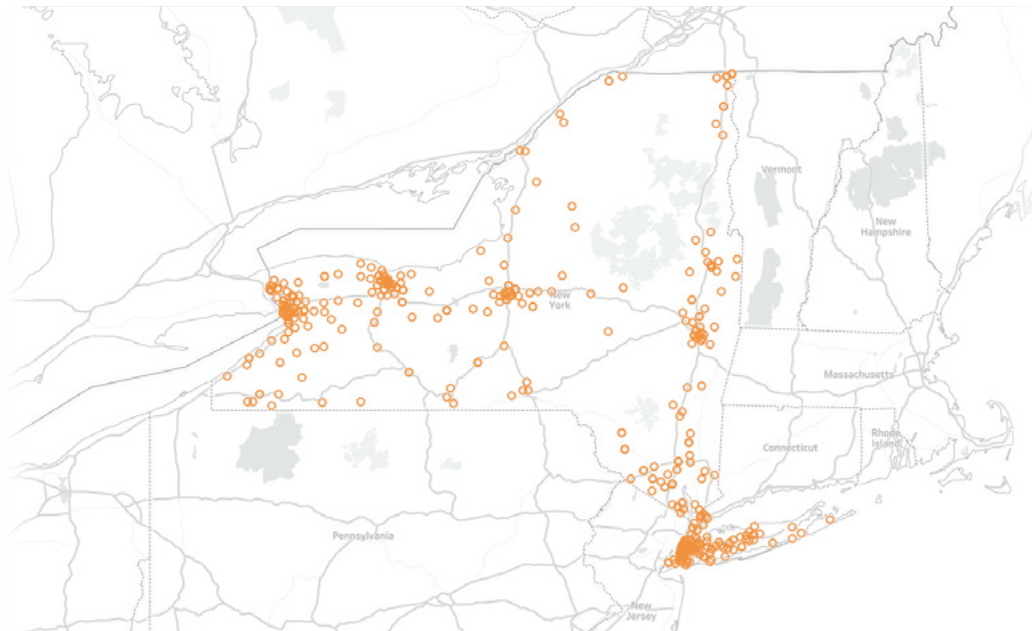
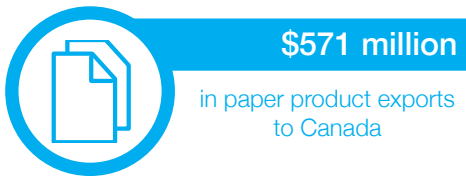
relationship of free and fair trade boosts economic growth and creates jobs for thousands of households in New York and millions more across the country. As voters on both sides of the border increase pressure on lawmakers to tackle imbalanced trading practices, it is important that policies targeting unfair traders don't inadvertently harm the mutually beneficial trade ties between Canada and the United States.



THE NEW YORK-CANADA PARTNERSHIP

Annual value of New York's goods & services exports to Canada:

\$19.2 billion



680,900

JOBS IN NEW YORK DEPEND ON CANADA-U.S. TRADE AND INVESTMENT

TOP 3 CANADIAN-OWNED EMPLOYERS IN NEW YORK:

1. Thomson Reuters: 16,446 jobs
2. CIBC: 6,582 jobs
3. Brookfield Asset Management: 4,481 jobs

SOURCE: The Trade Partnership, Uniworld Online, Dun & Bradstreet and the Government of Canada. Value of exports in USD. Based on most recent available data - goods exports: 2016, services exports: 2015. Map © OpenStreetMap contributors.