

19 District

CANADA: YOUR MOST IMPORTANT TRADE AND INVESTMENT PARTNER

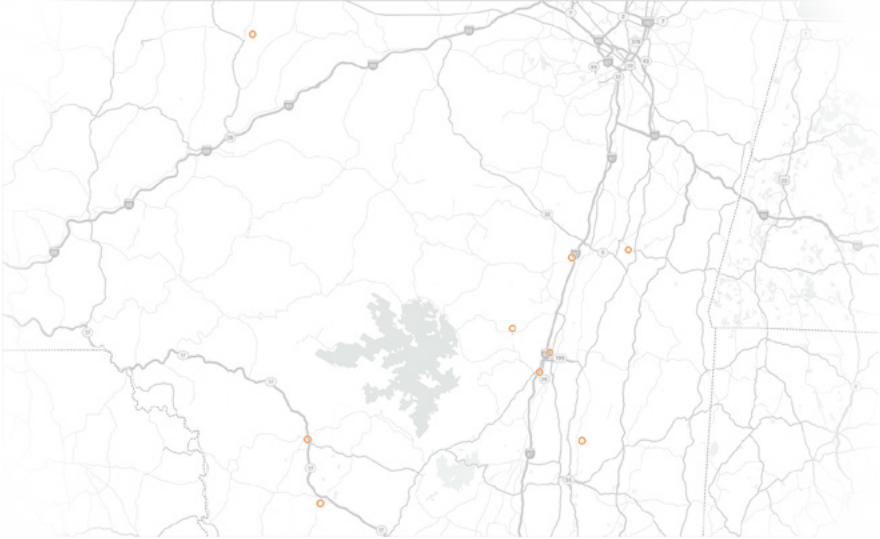
Annual value of goods & services exports to Canada from New York's 19th Congressional District:

\$377 million

373 JOBS IN DISTRICT 19 ARE SUPPORTED BY 15 CANADIAN-OWNED COMPANIES

TOP 3 CANADIAN-OWNED EMPLOYERS IN DISTRICT 19:

1. CH Energy Group: 135 jobs
2. Saputo: 100 jobs
3. TD Bank: 47 jobs



\$59 million
in food product exports to Canada

\$31 million
in computer equipment exports to Canada

\$22 million
in motor vehicle and part exports to Canada

\$15 million
in oil and gas exports to Canada

Canada shares more than a long border with the United States – our two countries participate in joint stewardship of immense national resources, a shared commitment to principled democracy and a long history of military co-operation. Over 200 million people and billions of dollars of goods and services cross the Canada-US border every year, helping to maintain the economic prosperity, security, and quality of life for the people in both countries. This

relationship of free and fair trade boosts economic growth and creates jobs for thousands of households in New York and millions more across the country. As voters on both sides of the border increase pressure on lawmakers to tackle imbalanced trading practices, it is important that policies targeting unfair traders don't inadvertently harm the mutually beneficial trade ties between Canada and the United States.

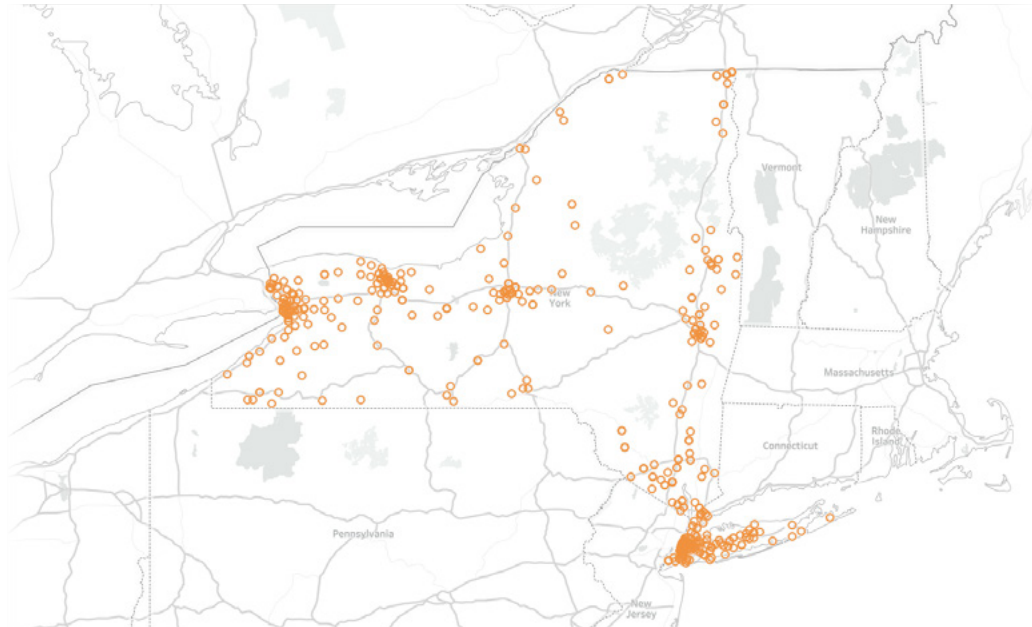
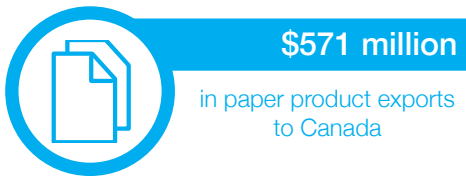
SOURCE: The Trade Partnership, Uniworld Online, and Dun & Bradstreet. Value of exports in USD. Based on most recent available data - goods exports: 2016, services exports: 2015. Map © OpenStreetMap contributors.



THE NEW YORK-CANADA PARTNERSHIP

Annual value of New York's goods & services exports to Canada:

\$19.2 billion



680,900

JOBS IN NEW YORK DEPEND ON CANADA-U.S. TRADE AND INVESTMENT

TOP 3 CANADIAN-OWNED EMPLOYERS IN NEW YORK:

1. Thomson Reuters: 16,446 jobs
2. CIBC: 6,582 jobs
3. Brookfield Asset Management: 4,481 jobs

SOURCE: The Trade Partnership, Uniworld Online, Dun & Bradstreet and the Government of Canada. Value of exports in USD. Based on most recent available data - goods exports: 2016, services exports: 2015. Map © OpenStreetMap contributors.