

3 District

CANADA: YOUR MOST IMPORTANT TRADE AND INVESTMENT PARTNER

Annual value of goods & services exports to Canada from Nevada's 3rd Congressional District:

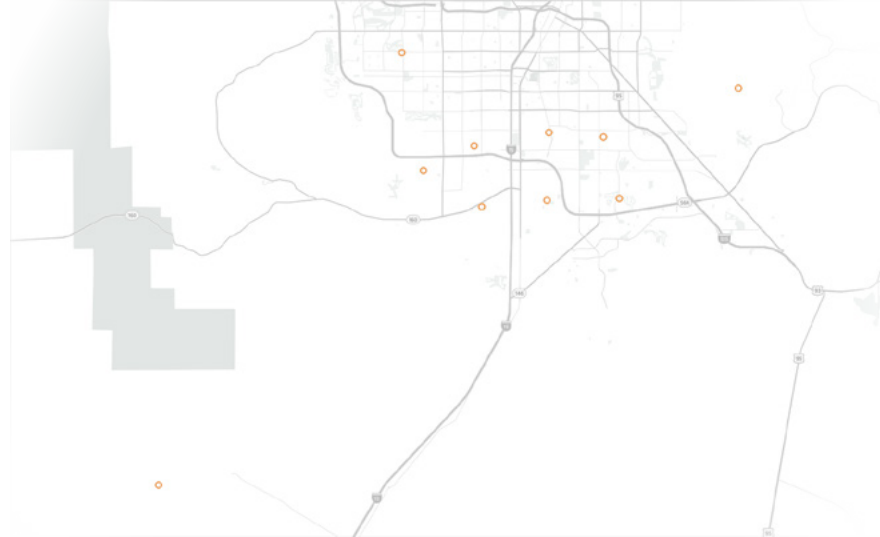
\$402 million

813

JOB IN DISTRICT 3 ARE SUPPORTED BY 16 CANADIAN-OWNED COMPANIES


TOP 3 CANADIAN-OWNED EMPLOYERS IN DISTRICT 3:

1. Cirque du Soleil: 168 jobs
2. City National Bank: 101 jobs
3. Foliot Furniture Pacific: 100 jobs



Canada shares more than a long border with the United States – our two countries participate in joint stewardship of immense national resources, a shared commitment to principled democracy and a long history of military co-operation. Over 200 million people and billions of dollars of goods and services cross the Canada-US border every year, helping to maintain the economic prosperity, security, and quality of life for the people in both countries. This

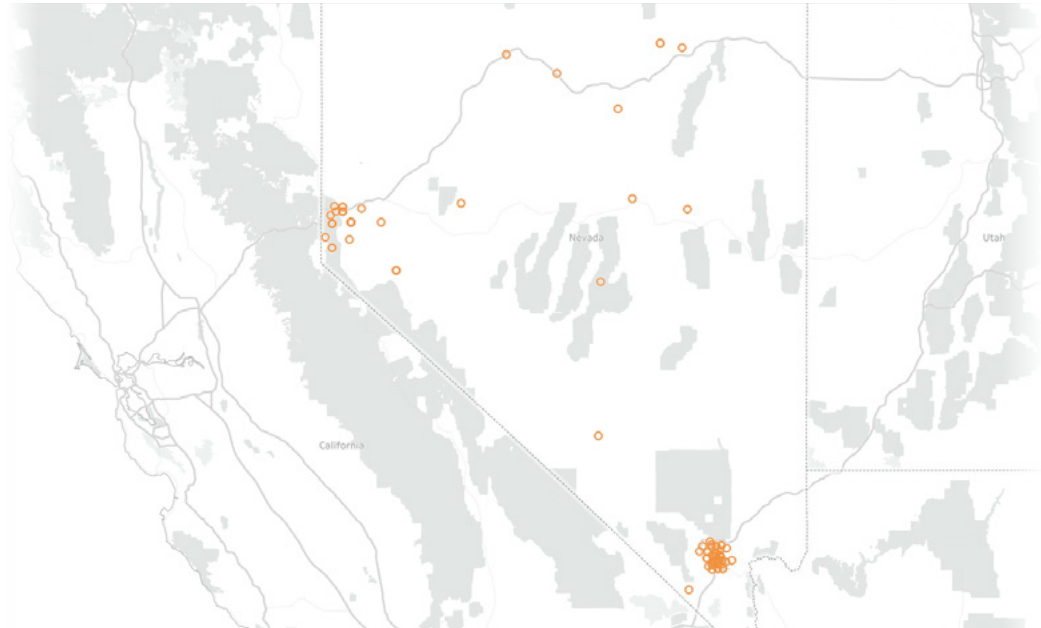
relationship of free and fair trade boosts economic growth and creates jobs for thousands of households in Nevada and millions more across the country. As voters on both sides of the border increase pressure on lawmakers to tackle imbalanced trading practices, it is important that policies targeting unfair traders don't inadvertently harm the mutually beneficial trade ties between Canada and the United States.



THE NEVADA-CANADA PARTNERSHIP

Annual value of Nevada's goods & services exports to Canada:

\$2.4 billion



82,800
JOBS IN NEVADA DEPEND ON CANADA-U.S. TRADE AND INVESTMENT

TOP 3 CANADIAN-OWNED EMPLOYERS IN NEVADA:
 1. Barrick Gold Corporation: 3,821 jobs
 2. Cortez Gold Corp.: 540 jobs
 3. Cirque du Soleil: 468 jobs

SOURCE: The Trade Partnership, Uniworld Online, Dun & Bradstreet and the Government of Canada. Value of exports in USD. Based on most recent available data - goods exports: 2016, services exports: 2015. Map © OpenStreetMap contributors.