

District

CANADA: YOUR MOST IMPORTANT TRADE AND INVESTMENT PARTNER

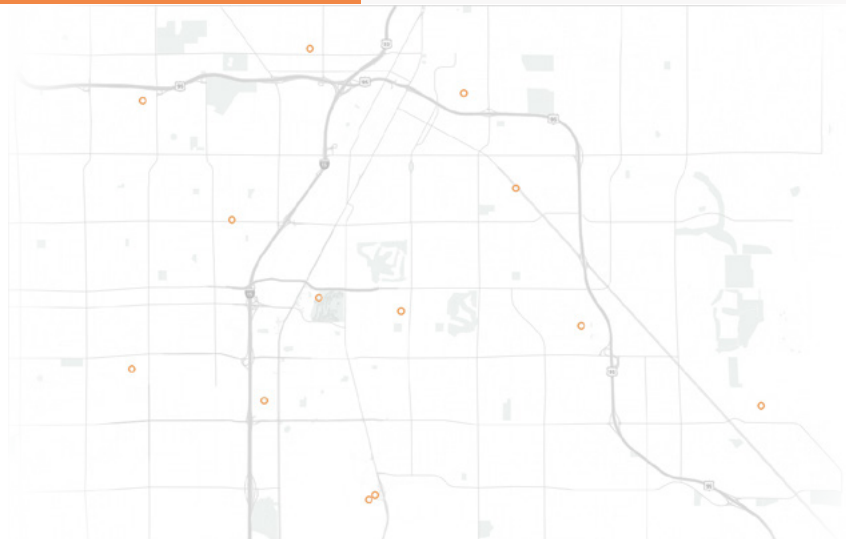
Annual value of goods & services exports to Canada from Nevada's 1st Congressional District:

\$722 million

1,168 JOBS IN DISTRICT 1 ARE SUPPORTED BY 34 CANADIAN-OWNED COMPANIES

TOP 3 CANADIAN-OWNED EMPLOYERS IN DISTRICT 1:

1. Cirque du Soleil: 300 jobs
2. City National Bank: 120 jobs
3. Circle K: 113 jobs



\$89 million
in metal exports to Canada

\$14 million
in food product exports to Canada


\$10 million
in electrical equipment exports to Canada

\$8 million
in chemical exports to Canada

Canada shares more than a long border with the United States – our two countries participate in joint stewardship of immense national resources, a shared commitment to principled democracy and a long history of military co-operation. Over 200 million people and billions of dollars of goods and services cross the Canada-US border every year, helping to maintain the economic prosperity, security, and quality of life for the people in both countries. This

relationship of free and fair trade boosts economic growth and creates jobs for thousands of households in Nevada and millions more across the country. As voters on both sides of the border increase pressure on lawmakers to tackle imbalanced trading practices, it is important that policies targeting unfair traders don't inadvertently harm the mutually beneficial trade ties between Canada and the United States.

SOURCE: The Trade Partnership, Uniworld Online, and Dun & Bradstreet. Value of exports in USD. Based on most recent available data - goods exports: 2016, services exports: 2015. Map © OpenStreetMap contributors.



THE NEVADA-CANADA PARTNERSHIP

Annual value of Nevada's goods & services exports to Canada:

\$2.4 billion



\$482 million

in metal exports to Canada



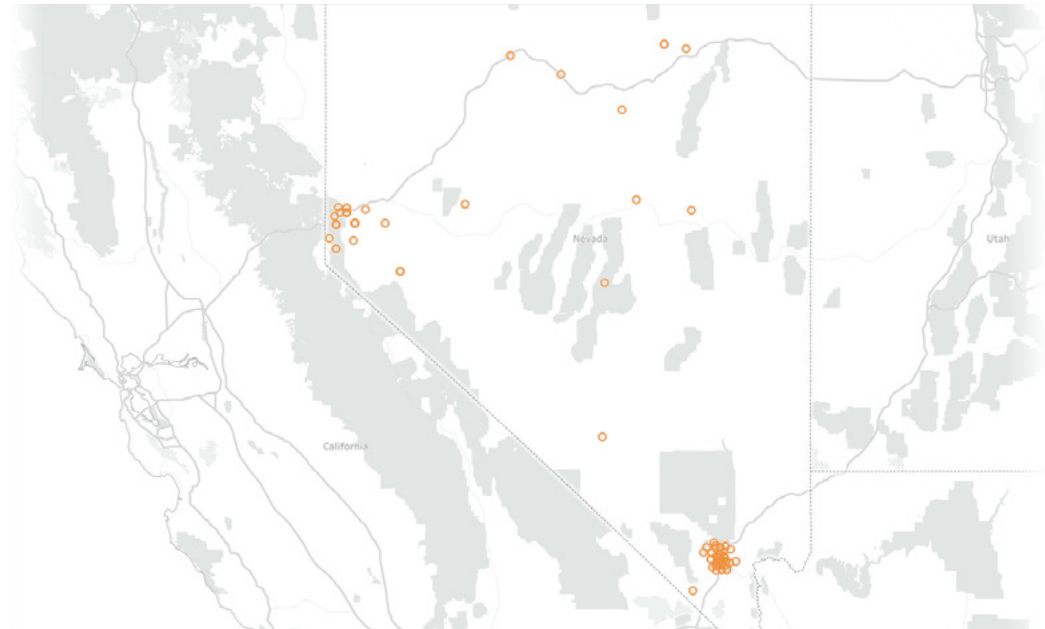
\$171 million

in semiconductor exports to Canada



\$66 million

in communications equipment exports to Canada



82,800

JOB IN NEVADA DEPEND ON CANADA-U.S. TRADE AND INVESTMENT

TOP 3 CANADIAN-OWNED EMPLOYERS IN NEVADA:

- 1. Barrick Gold Corporation: 3,821 jobs
- 2. Cortez Gold Corp.: 540 jobs
- 3. Cirque du Soleil: 468 jobs

SOURCE: The Trade Partnership, Uniworld Online, Dun & Bradstreet and the Government of Canada. Value of exports in USD. Based on most recent available data - goods exports: 2016, services exports: 2015. Map © OpenStreetMap contributors.