

12

District

CANADA: YOUR MOST IMPORTANT TRADE AND INVESTMENT PARTNER

Annual value of goods & services exports to Canada from New Jersey's 12th Congressional District:

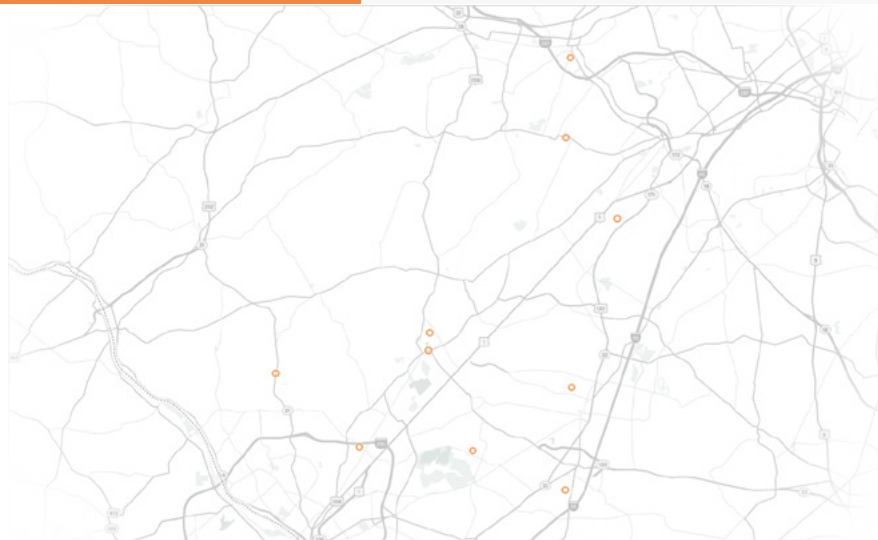
\$739 million

949

JOB IN DISTRICT 12 ARE SUPPORTED BY 32 CANADIAN-OWNED COMPANIES

TOP 3 CANADIAN-OWNED EMPLOYERS IN DISTRICT 12:

1. TD Bank: 154 jobs
2. Thomson Reuters Legal: 100 jobs
3. CCL Label: 100 jobs



\$112 million

in chemical exports to Canada



\$74 million

in pesticide and fertilizer exports to Canada



\$72 million

in resin and synthetic fiber exports to Canada




\$71 million

in pharmaceutical exports to Canada

Canada shares more than a long border with the United States – our two countries participate in joint stewardship of immense national resources, a shared commitment to principled democracy and a long history of military co-operation. Over 200 million people and billions of dollars of goods and services cross the Canada-US border every year, helping to maintain the economic prosperity, security, and quality of life for the people in both countries. This

relationship of free and fair trade boosts economic growth and creates jobs for thousands of households in New Jersey and millions more across the country. As voters on both sides of the border increase pressure on lawmakers to tackle imbalanced trading practices, it is important that policies targeting unfair traders don't inadvertently harm the mutually beneficial trade ties between Canada and the United States.



THE NEW JERSEY-CANADA PARTNERSHIP

Annual value of New Jersey's goods & services exports to Canada:

\$8 billion



\$656 million

in plastic exports to Canada



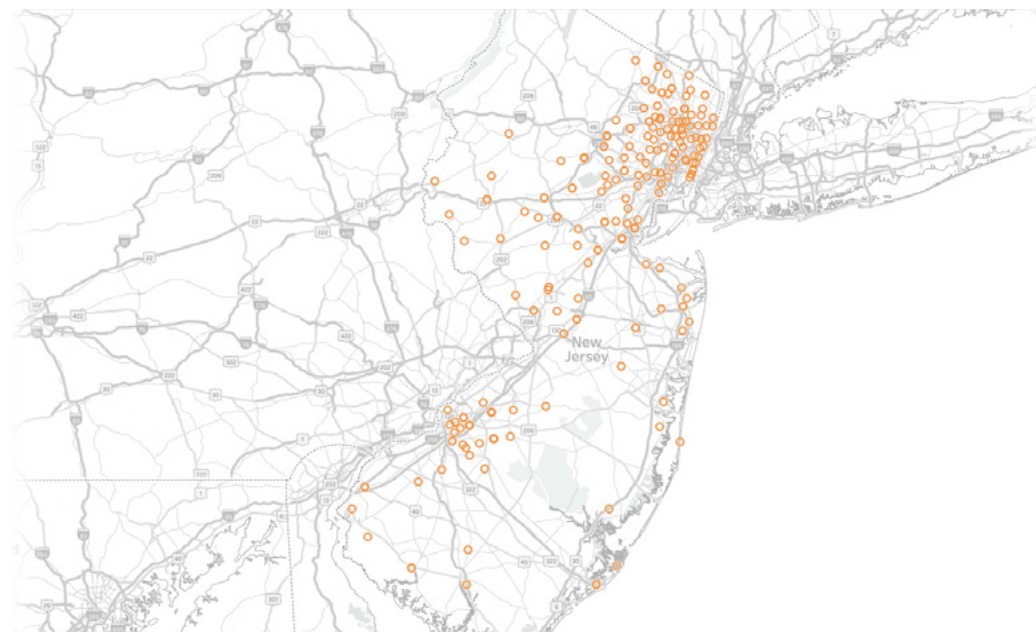
\$380 million

in chemical exports to Canada



\$313 million

in food product exports to Canada



274,300

JOB IN NEW JERSEY DEPEND ON CANADA-U.S. TRADE AND INVESTMENT

TOP 3 CANADIAN-OWNED EMPLOYERS IN NEW JERSEY:

1. TD Bank: 9,087 jobs
2. Crum & Forster: 1,432 jobs
3. Hubco Capital Trust II: 1,050 jobs

SOURCE: The Trade Partnership, Uniworld Online, Dun & Bradstreet and the Government of Canada. Value of exports in USD. Based on most recent available data - goods exports: 2016, services exports: 2015. Map © OpenStreetMap contributors.