



3 District

CANADA: YOUR MOST IMPORTANT TRADE AND INVESTMENT PARTNER

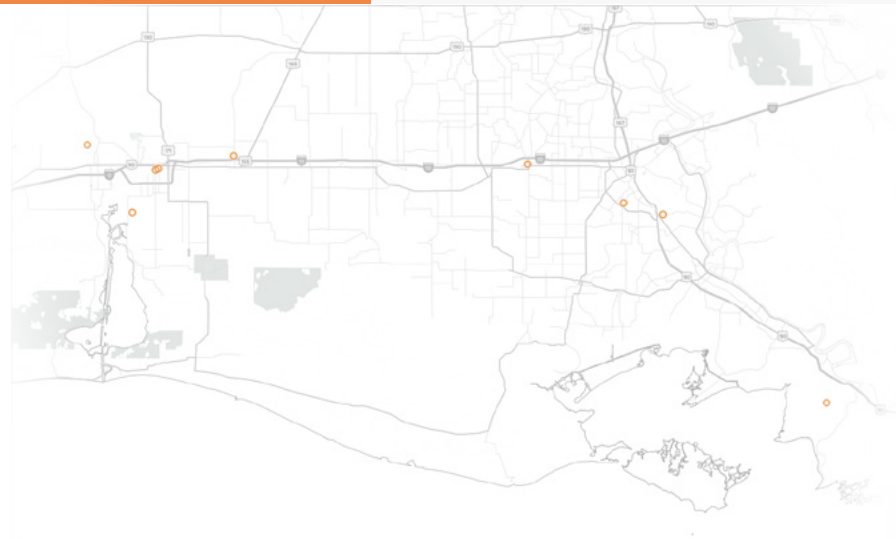
Annual value of goods & services exports to Canada from Louisiana's 3rd Congressional District:

\$759 million

3,434 JOBS IN DISTRICT 3 ARE SUPPORTED BY 45 CANADIAN-OWNED COMPANIES

TOP 3 CANADIAN-OWNED EMPLOYERS IN DISTRICT 3:

1. TSG Resources: 780 jobs
2. Schumacher Group: 439 jobs
3. ResCare: 294 jobs



\$206 million
in oil and gas exports to Canada

\$104 million
in chemical exports to Canada


\$78 million
in resin and synthetic fiber exports to Canada

\$59 million
in petroleum and coal exports to Canada

Canada shares more than a long border with the United States – our two countries participate in joint stewardship of immense national resources, a shared commitment to principled democracy and a long history of military co-operation. Over 200 million people and billions of dollars of goods and services cross the Canada-US border every year, helping to maintain the economic prosperity, security, and quality of life for the people in both countries. This

relationship of free and fair trade boosts economic growth and creates jobs for thousands of households in Louisiana and millions more across the country. As voters on both sides of the border increase pressure on lawmakers to tackle imbalanced trading practices, it is important that policies targeting unfair traders don't inadvertently harm the mutually beneficial trade ties between Canada and the United States.

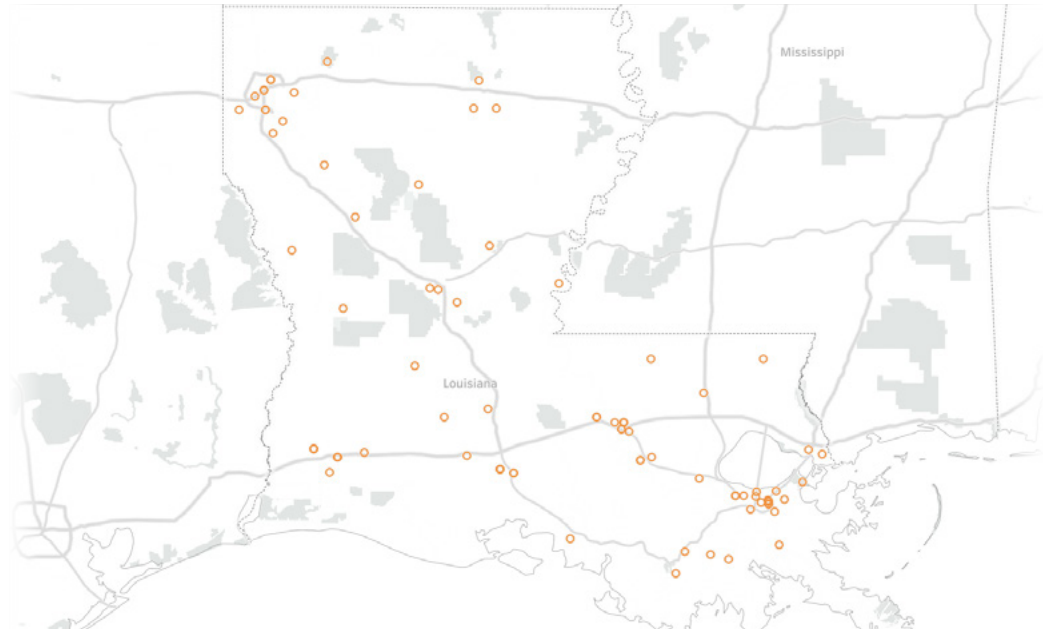
SOURCE: The Trade Partnership, Uniworld Online, and Dun & Bradstreet. Value of exports in USD. Based on most recent available data - goods exports: 2016, services exports: 2015. Map © OpenStreetMap contributors.



THE LOUISIANA-CANADA PARTNERSHIP

Annual value of Louisiana's goods & services exports to Canada:

\$3.4 billion



95,900

JOBS IN LOUISIANA DEPEND ON CANADA-U.S. TRADE AND INVESTMENT

TOP 3 CANADIAN-OWNED EMPLOYERS IN LOUISIANA:

1. Circle K: 1,069 jobs
2. Progressive Waste Solutions: 908 jobs
3. TSG Resources: 780 jobs

SOURCE: The Trade Partnership, Uniworld Online, Dun & Bradstreet and the Government of Canada. Value of exports in USD. Based on most recent available data - goods exports: 2016, services exports: 2015. Map © OpenStreetMap contributors.