



5 District

CANADA: YOUR MOST IMPORTANT TRADE AND INVESTMENT PARTNER

Annual value of goods & services exports to Canada from Kentucky's 5th Congressional District:

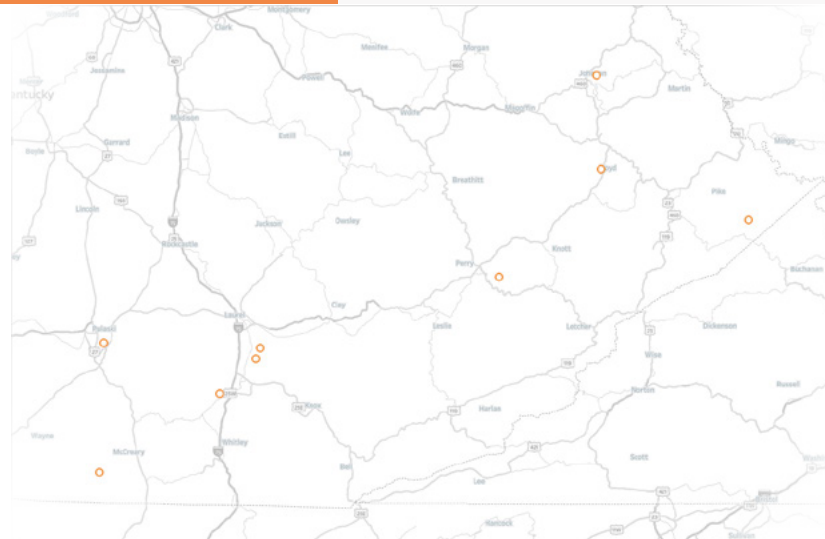
\$358 million

825

JOB IN DISTRICT 5 ARE SUPPORTED BY 19 CANADIAN-OWNED COMPANIES

TOP 3 CANADIAN-OWNED EMPLOYERS IN DISTRICT 5:

1. Perry County Coal Llc: 290 jobs
2. Waste Connections: 153 jobs
3. ResCare: 104 jobs



\$92 million
in motor vehicle and part exports to Canada

\$78 million
in metal exports to Canada


\$22 million
in food product exports to Canada

\$19 million
in petroleum and coal exports to Canada

Canada shares more than a long border with the United States – our two countries participate in joint stewardship of immense national resources, a shared commitment to principled democracy and a long history of military co-operation. Over 200 million people and billions of dollars of goods and services cross the Canada-US border every year, helping to maintain the economic prosperity, security, and quality of life for the people in both countries. This

relationship of free and fair trade boosts economic growth and creates jobs for thousands of households in Kentucky and millions more across the country. As voters on both sides of the border increase pressure on lawmakers to tackle imbalanced trading practices, it is important that policies targeting unfair traders don't inadvertently harm the mutually beneficial trade ties between Canada and the United States.

SOURCE: The Trade Partnership, Uniworld Online, and Dun & Bradstreet. Value of exports in USD. Based on most recent available data - goods exports: 2016, services exports: 2015. Map © OpenStreetMap contributors.



THE KENTUCKY-CANADA PARTNERSHIP

Annual value of Kentucky's goods & services exports to Canada:

\$7.9 billion



\$3.5 billion

in motor vehicle and part exports to Canada



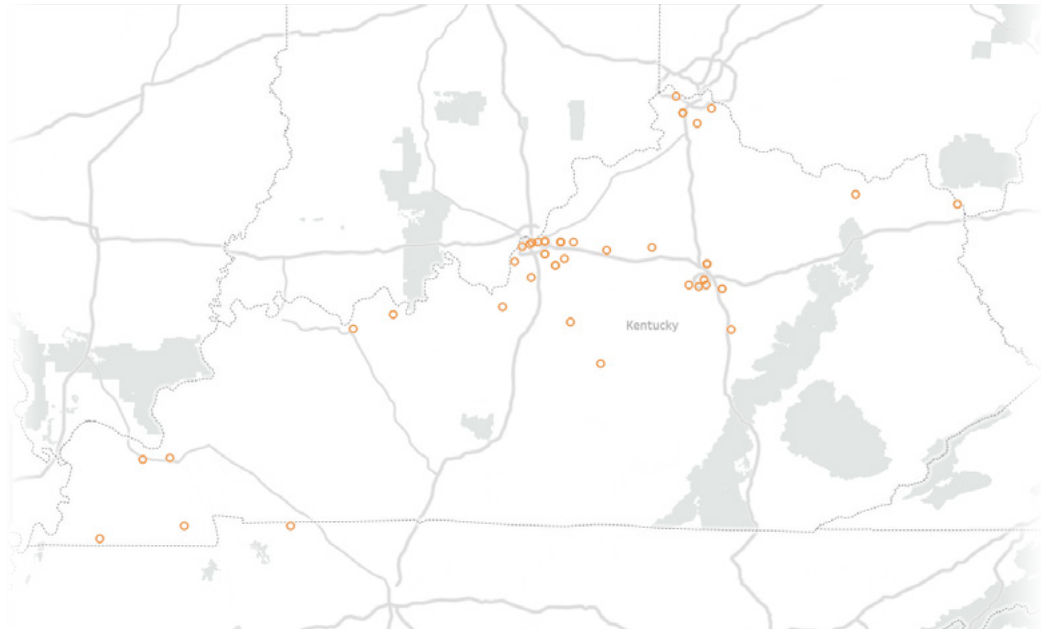
\$451 million

in aerospace product exports to Canada



\$349 million

in plastic exports to Canada



112,600

JOB IN KENTUCKY DEPEND ON CANADA-U.S. TRADE AND INVESTMENT

TOP 3 CANADIAN-OWNED EMPLOYERS IN KENTUCKY:

1. Bowling Green Metalforming: 1,500 jobs
2. ResCare: 1,141 jobs
3. Domtar Corporation: 526 jobs

SOURCE: The Trade Partnership, Uniworld Online, Dun & Bradstreet and the Government of Canada. Value of exports in USD. Based on most recent available data - goods exports: 2016, services exports: 2015. Map © OpenStreetMap contributors.