



# 3 District

## CANADA: YOUR MOST IMPORTANT TRADE AND INVESTMENT PARTNER

Annual value of goods & services exports to Canada from Kansas' 3rd Congressional District:

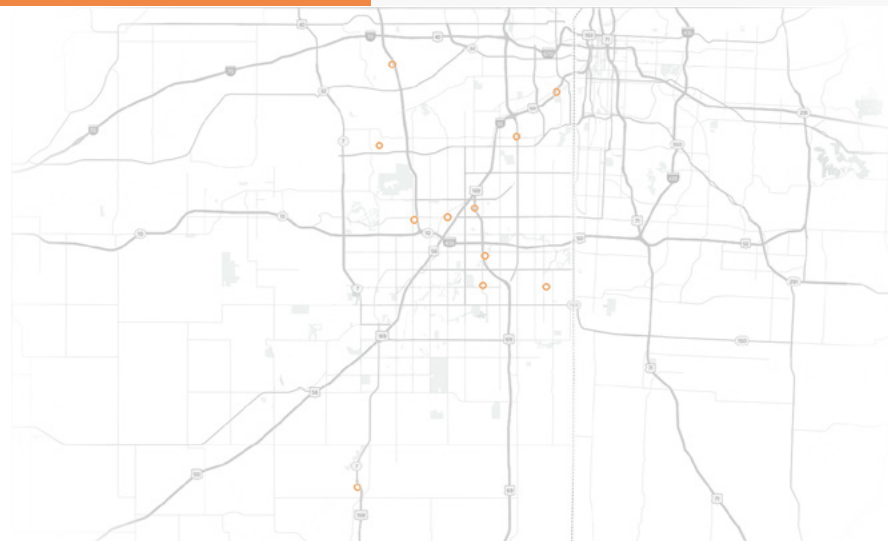
**\$398 million**

**4,113**

JOB IN DISTRICT 3 ARE SUPPORTED BY 39 CANADIAN-OWNED COMPANIES

### TOP 3 CANADIAN-OWNED EMPLOYERS IN DISTRICT 3:

1. Great-West Financial: 2,900 jobs
2. Engineered Air: 205 jobs
3. Robbie Flexibles: 180 jobs



**\$106 million**

in motor vehicle and part exports to Canada



**\$20 million**

in machinery exports to Canada



**\$19 million**

in navigation and measuring instrument exports to Canada



**\$19 million**

in heating and cooling equipment exports to Canada

Canada shares more than a long border with the United States – our two countries participate in joint stewardship of immense national resources, a shared commitment to principled democracy and a long history of military co-operation. Over 200 million people and billions of dollars of goods and services cross the Canada-US border every year, helping to maintain the economic prosperity, security, and quality of life for the people in both countries. This

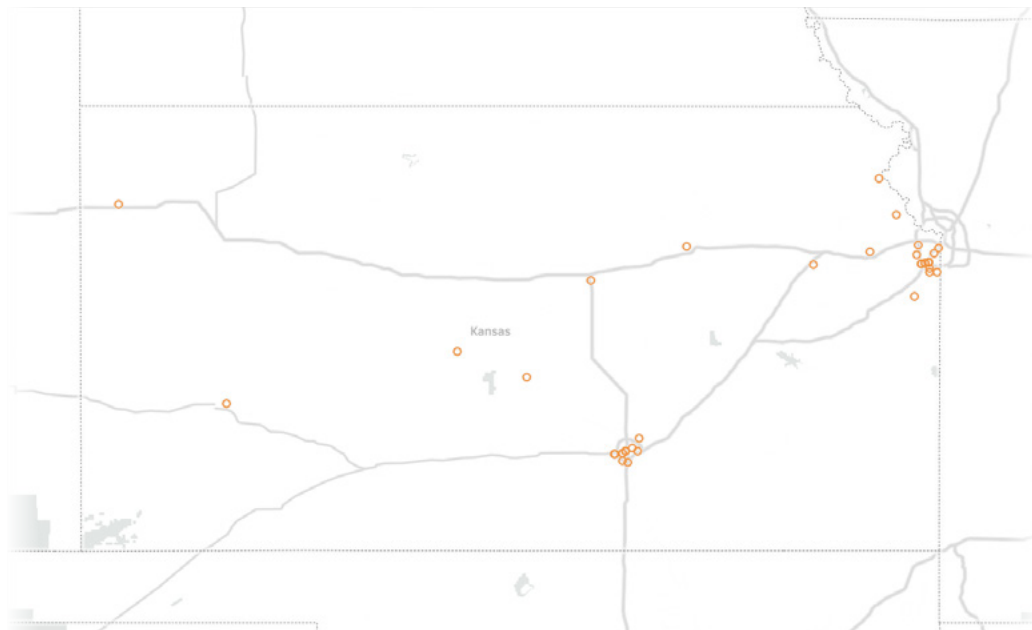
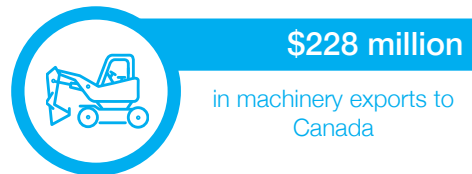
relationship of free and fair trade boosts economic growth and creates jobs for thousands of households in Kansas and millions more across the country. As voters on both sides of the border increase pressure on lawmakers to tackle imbalanced trading practices, it is important that policies targeting unfair traders don't inadvertently harm the mutually beneficial trade ties between Canada and the United States.



# THE KANSAS-CANADA PARTNERSHIP

Annual value of Kansas' goods & services exports to Canada:

**\$2.1 billion**



**84,100**

JOBS IN KANSAS DEPEND ON CANADA-U.S. TRADE AND INVESTMENT

**TOP 3 CANADIAN-OWNED EMPLOYERS IN KANSAS:**

1. Great-West Financial: 2,900 jobs
2. Bombardier Learjet: 2,503 jobs
3. ResCare: 777 jobs

SOURCE: The Trade Partnership, Uniworld Online, Dun & Bradstreet and the Government of Canada. Value of exports in USD. Based on most recent available data - goods exports: 2016, services exports: 2015. Map © OpenStreetMap contributors.