

District

CANADA: YOUR MOST IMPORTANT TRADE AND INVESTMENT PARTNER

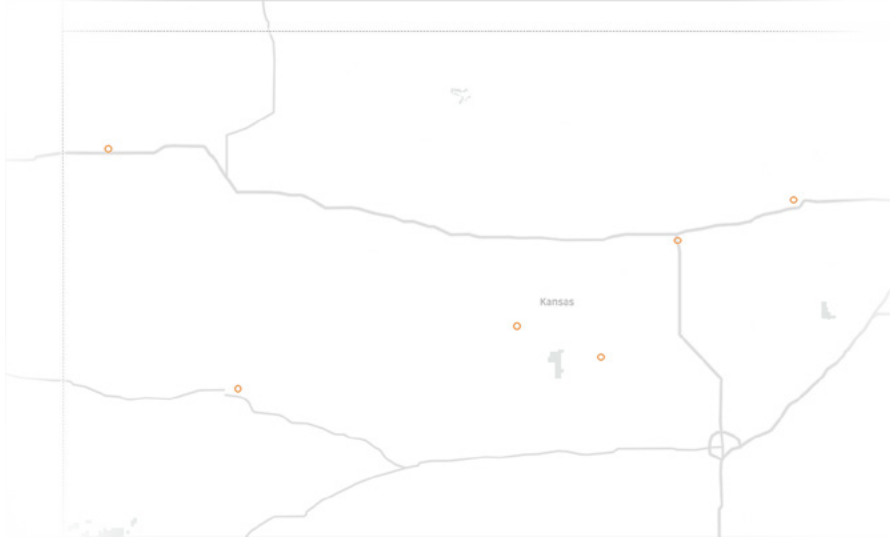
Annual value of goods & services exports to Canada from Kansas' 1st Congressional District:

\$575 million

856 JOBS IN DISTRICT 1 ARE SUPPORTED BY 23 CANADIAN-OWNED COMPANIES

TOP 3 CANADIAN-OWNED EMPLOYERS IN DISTRICT 1:

- 1. ResCare: 295 jobs
- 2. Global Industries: 175 jobs
- 3. ANR Pipeline Company: 62 jobs



\$103 million
in meat product exports to Canada

\$90 million
in machinery exports to Canada

\$51 million
in animal food exports to Canada

\$39 million
in motor vehicle and part exports to Canada

Canada shares more than a long border with the United States – our two countries participate in joint stewardship of immense national resources, a shared commitment to principled democracy and a long history of military co-operation. Over 200 million people and billions of dollars of goods and services cross the Canada-US border every year, helping to maintain the economic prosperity, security, and quality of life for the people in both countries. This

relationship of free and fair trade boosts economic growth and creates jobs for thousands of households in Kansas and millions more across the country. As voters on both sides of the border increase pressure on lawmakers to tackle imbalanced trading practices, it is important that policies targeting unfair traders don't inadvertently harm the mutually beneficial trade ties between Canada and the United States.

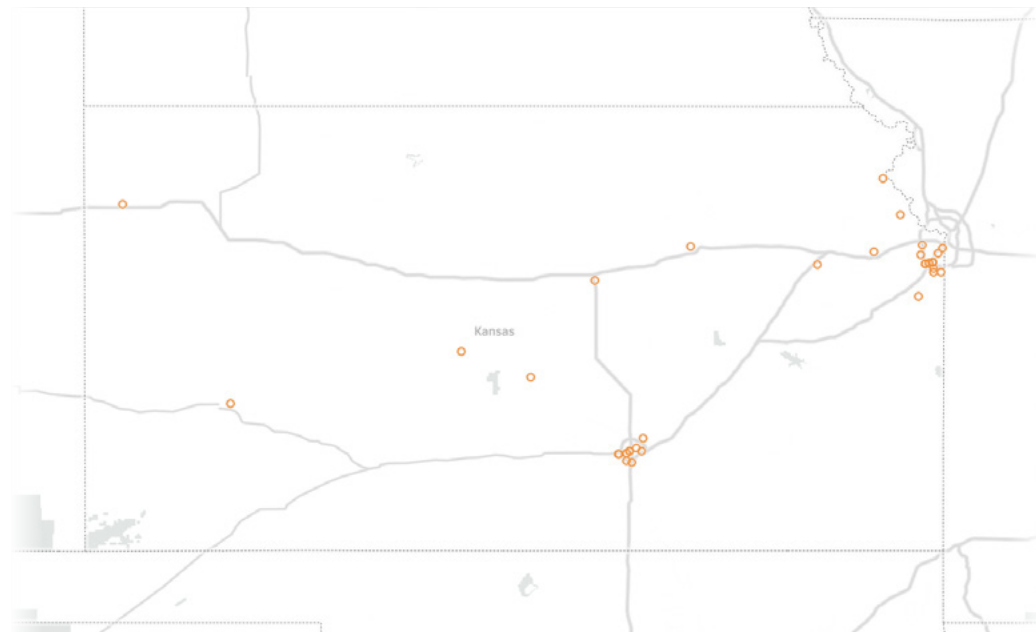
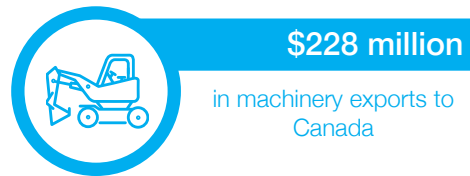
SOURCE: The Trade Partnership, Uniworld Online, and Dun & Bradstreet. Value of exports in USD. Based on most recent available data - goods exports: 2016, services exports: 2015. Map © OpenStreetMap contributors.



THE KANSAS-CANADA PARTNERSHIP

Annual value of Kansas' goods & services exports to Canada:

\$2.1 billion



84,100

JOBS IN KANSAS DEPEND ON CANADA-U.S. TRADE AND INVESTMENT

TOP 3 CANADIAN-OWNED EMPLOYERS IN KANSAS:

1. Great-West Financial: 2,900 jobs
2. Bombardier Learjet: 2,503 jobs
3. ResCare: 777 jobs

SOURCE: The Trade Partnership, Uniworld Online, Dun & Bradstreet and the Government of Canada. Value of exports in USD. Based on most recent available data - goods exports: 2016, services exports: 2015. Map © OpenStreetMap contributors.