

District

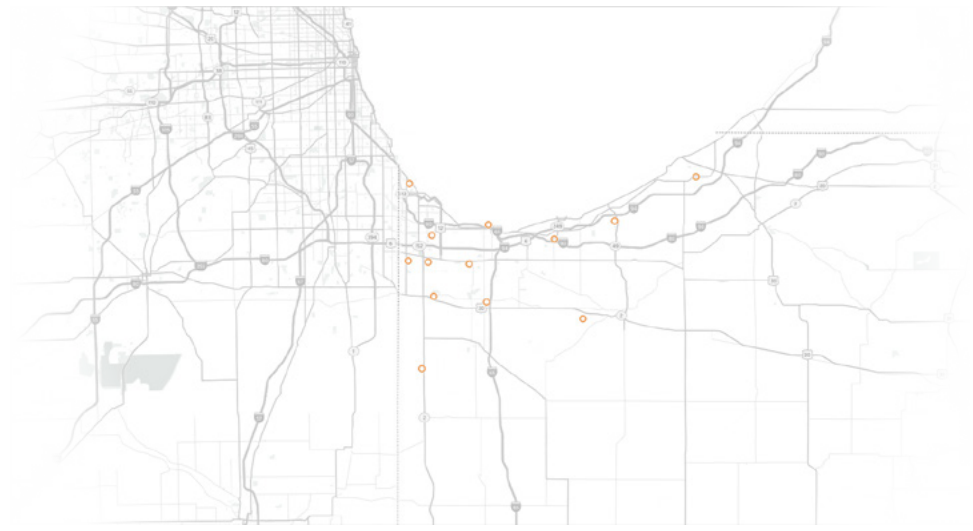
CANADA: YOUR MOST IMPORTANT TRADE AND INVESTMENT PARTNER

Annual value of goods & services exports to Canada from Indiana's 1st Congressional District:

\$664 million

1,448 JOBS IN DISTRICT 1 ARE SUPPORTED BY 33 CANADIAN-OWNED COMPANIES


TOP 3 CANADIAN-OWNED EMPLOYERS IN DISTRICT 1:
1. BMO Harris Bank: 302 jobs
2. Mercantile National Bank: 212 jobs
3. CCL Label: 175 jobs



 **\$345 million**
in metal exports to Canada

 **\$67 million**
in petroleum and coal exports to Canada

 **\$29 million**
in chemical exports to Canada

 **\$19 million**
in cleaning product exports to Canada

Canada shares more than a long border with the United States – our two countries participate in joint stewardship of immense national resources, a shared commitment to principled democracy and a long history of military co-operation. Over 200 million people and billions of dollars of goods and services cross the Canada-US border every year, helping to maintain the economic prosperity, security, and quality of life for the people in both countries. This

relationship of free and fair trade boosts economic growth and creates jobs for thousands of households in Indiana and millions more across the country. As voters on both sides of the border increase pressure on lawmakers to tackle imbalanced trading practices, it is important that policies targeting unfair traders don't inadvertently harm the mutually beneficial trade ties between Canada and the United States.

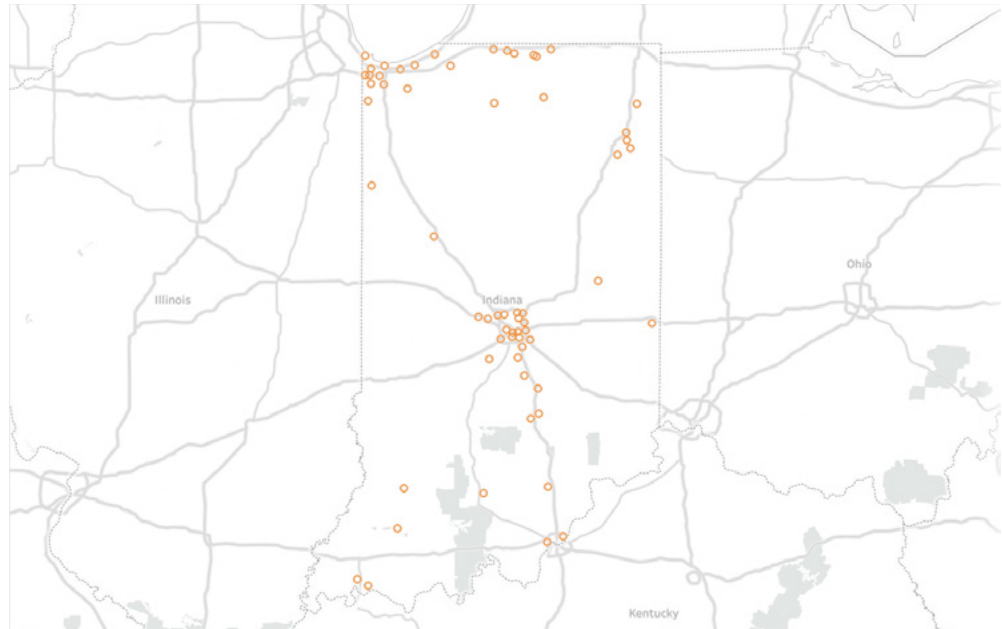
SOURCE: The Trade Partnership, Uniworld Online, and Dun & Bradstreet. Value of exports in USD. Based on most recent available data - goods exports: 2016, services exports: 2015. Map © OpenStreetMap contributors.



THE INDIANA-CANADA PARTNERSHIP

Annual value of Indiana's goods & services exports to Canada:

\$12.1 billion



189,800

JOB IN INDIANA DEPEND ON CANADA-U.S. TRADE AND INVESTMENT

TOP 3 CANADIAN-OWNED EMPLOYERS IN INDIANA:

1. BMO Harris Bank: 1,247 jobs
2. Cosco: 1,128 jobs
3. Maplehurst Bakeries: 1,000 jobs

SOURCE: The Trade Partnership, Uniworld Online, Dun & Bradstreet and the Government of Canada. Value of exports in USD. Based on most recent available data - goods exports: 2016, services exports: 2015. Map © OpenStreetMap contributors.