



12

District

CANADA: YOUR MOST IMPORTANT TRADE AND INVESTMENT PARTNER

Annual value of goods & services exports to Canada from Florida's 12th Congressional District:

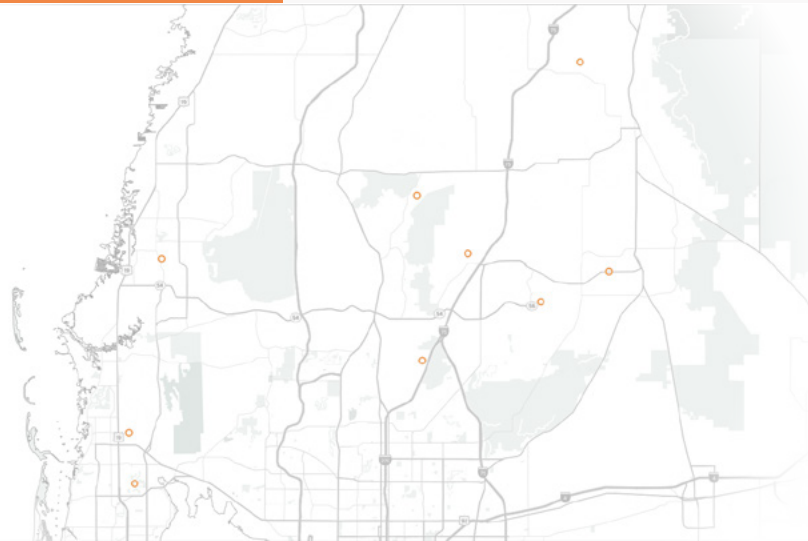
\$136 million

644

JOB IN DISTRICT 12
ARE SUPPORTED BY 26
CANADIAN-OWNED COMPANIES

TOP 3 CANADIAN-OWNED EMPLOYERS IN DISTRICT 12:

1. Circle K: 156 jobs
2. Luke Brothers Inc: 150 jobs
3. Progressive Waste Solutions: 82 jobs



\$8 million

in engine and turbine exports to Canada



\$7 million

in leather exports to Canada



\$7 million

in medical equipment and supply exports to Canada




\$7 million

in machinery exports to Canada

Canada shares more than a long border with the United States – our two countries participate in joint stewardship of immense national resources, a shared commitment to principled democracy and a long history of military co-operation. Over 200 million people and billions of dollars of goods and services cross the Canada-US border every year, helping to maintain the economic prosperity, security, and quality of life for the people in both countries. This

relationship of free and fair trade boosts economic growth and creates jobs for thousands of households in Florida and millions more across the country. As voters on both sides of the border increase pressure on lawmakers to tackle imbalanced trading practices, it is important that policies targeting unfair traders don't inadvertently harm the mutually beneficial trade ties between Canada and the United States.



THE FLORIDA-CANADA PARTNERSHIP

Annual value of Florida's goods & services exports to Canada:

\$6.9 billion



\$352 million

in fertilizer exports to Canada



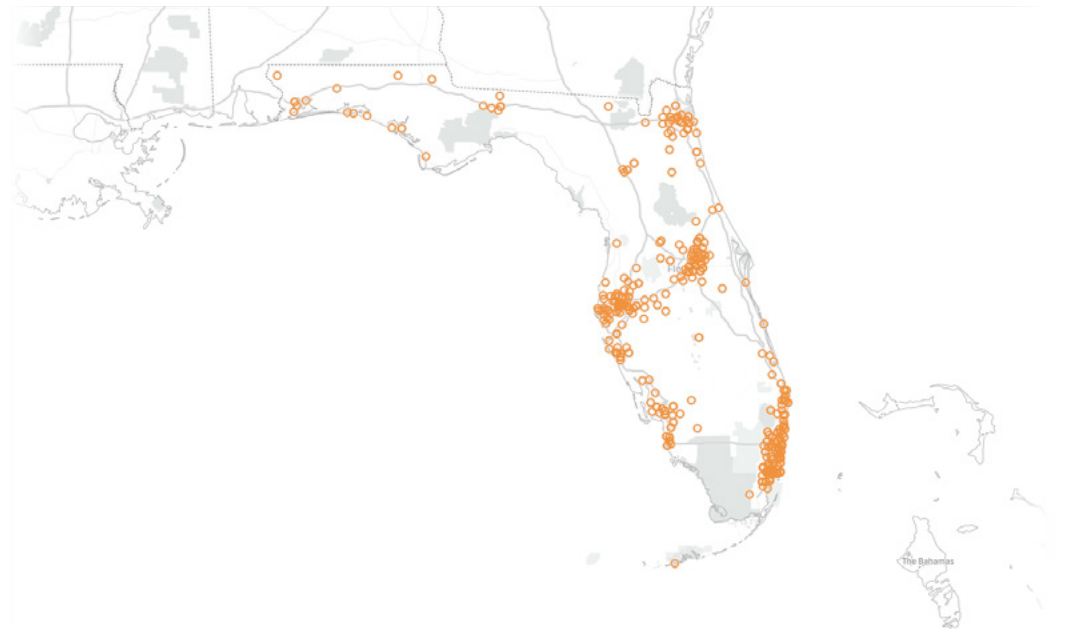
\$304 million

in aerospace product exports to Canada



\$265 million

in medical equipment and supply exports to Canada



620,200

JOB IN FLORIDA DEPEND ON CANADA-U.S. TRADE AND INVESTMENT

TOP 3 CANADIAN-OWNED EMPLOYERS IN FLORIDA:

1. Circle K: 3,070 jobs
2. TD Bank: 2,943 jobs
3. Kangaroo Express: 2,046 jobs

SOURCE: The Trade Partnership, Uniworld Online, Dun & Bradstreet and the Government of Canada. Value of exports in USD. Based on most recent available data - goods exports: 2016, services exports: 2015. Map © OpenStreetMap contributors.