

16

District

CANADA: YOUR MOST IMPORTANT TRADE AND INVESTMENT PARTNER

Annual value of goods & services exports to Canada from California's 16th Congressional District:

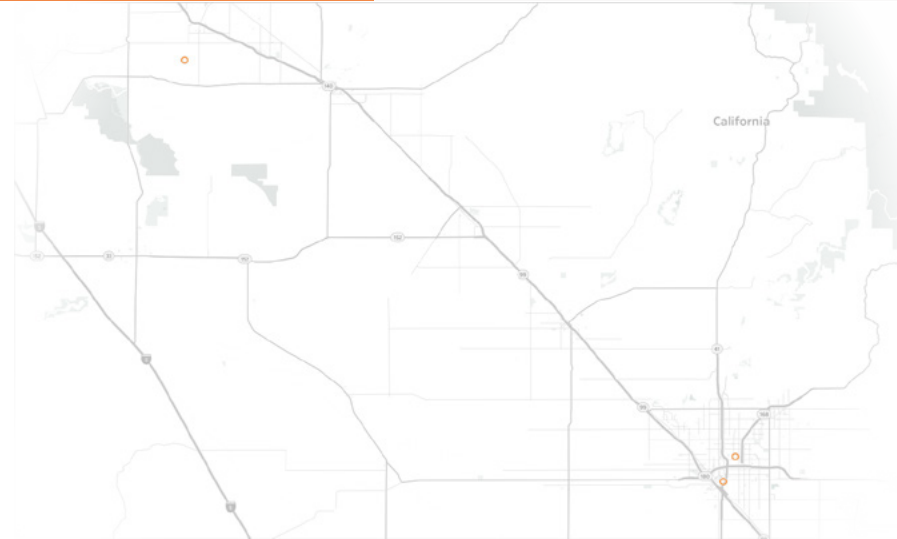
\$532 million

438

JOB IN DISTRICT 16 ARE SUPPORTED BY 12 CANADIAN-OWNED COMPANIES

TOP 3 CANADIAN-OWNED EMPLOYERS IN DISTRICT 16:

1. Saputo: 175 jobs
2. M D S I: 85 jobs
3. Circle K: 66 jobs



\$130 million

in fruit and nut exports to Canada



\$74 million

in vegetable and melon exports to Canada



\$24 million

in motor vehicle and part exports to Canada



\$23 million

in meat product exports to Canada

Canada shares more than a long border with the United States – our two countries participate in joint stewardship of immense national resources, a shared commitment to principled democracy and a long history of military co-operation. Over 200 million people and billions of dollars of goods and services cross the Canada-US border every year, helping to maintain the economic prosperity, security, and quality of life for the people in both countries. This

relationship of free and fair trade boosts economic growth and creates jobs for thousands of households in California and millions more across the country. As voters on both sides of the border increase pressure on lawmakers to tackle imbalanced trading practices, it is important that policies targeting unfair traders don't inadvertently harm the mutually beneficial trade ties between Canada and the United States.



THE CALIFORNIA-CANADA PARTNERSHIP


Annual value of California's goods & services exports to Canada:

\$25.4 billion



\$1.8 billion

in communications equipment exports to Canada



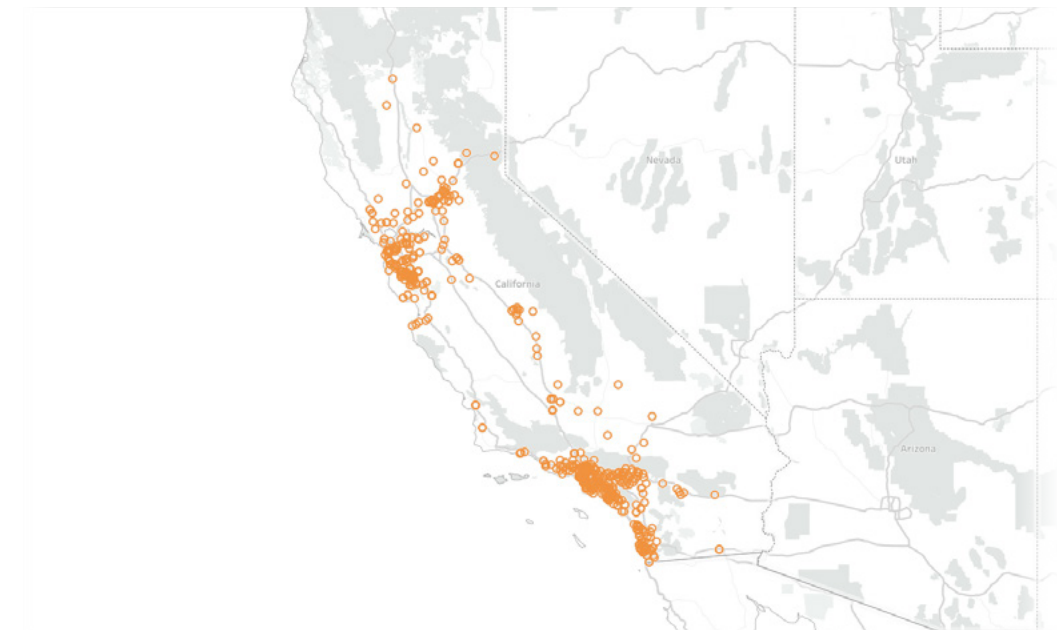
\$1.6 billion

in fruit and nut exports to Canada



\$1.5 billion

in computer exports to Canada



1.1 million

JOB IN CALIFORNIA DEPEND ON CANADA-U.S. TRADE AND INVESTMENT

TOP 3 CANADIAN-OWNED EMPLOYERS IN CALIFORNIA:

1. Alstyle Apparel & Activewear: 5,575 jobs
2. KIK Custom Products: 3,000 jobs
3. Circle K: 2,430 jobs

SOURCE: The Trade Partnership, Uniworld Online, Dun & Bradstreet and the Government of Canada. Value of exports in USD. Based on most recent available data - goods exports: 2016, services exports: 2015. Map © OpenStreetMap contributors.